

## LANDSCAPE STANDARDS

# 11

Section 11 describes the landscape guidelines and standards for the Badger Mountain South community.

11.A	Introduction.....	11-2
11.B	Guiding Principles.....	11-2
11.C	Common Standards Applicable to all Districts.....	11-3
11.D	Civic and Commercial District Standards.....	11-4
11.E	Residential Standards.....	11-4
11.F	Drought Tolerant and/or Native/Naturalized Plant List.....	11-5 - 11-11
11.G	Refined Plant List.....	11-12-11-15

## 11.A INTRODUCTION

The landscape guidelines and standards which follow are intended to complement the natural beauty of the Badger Mountain Preserve, help define the Badger Mountain South neighborhoods and commercial areas and provide a visually pleasant gateway into the City of Richland.

The landscape character of the Badger Mountain South community as identified in these standards borrows heavily from the precedent of the original shrub-steppe landscape found here. However that historical character is joined with other opportunities for a more refined and urban landscape pattern that relates to edges of uses and defines spaces into activity areas.

This section is divided into the following sub-sections: Guiding Principles, which suggest the overall orientation for all landscape applications; Common Standards, which apply to all Districts; District-specific landscape standards; and finally extensive plant lists of materials suitable in a variety of situations.

## 11.B GUIDING PRINCIPLES



### 1. WATER CONSERVATION


- a. Drought tolerant plants.
- b. Native/naturalized plants, suitable for site.
- c. Plants grouped into areas of similar water needs.

### WATER CONSERVATION continued

- d. Design for low maintenance.
- e. Drip irrigation shall be primary irrigation system throughout community.
- f. Lawn to be drought tolerant.

### 2. REGIONAL LANDSCAPE CHARACTER

- a. Establishment of regional landscape character is encouraged.



### 3. REFINED LANDSCAPE

- a. Design active use areas with soft native plant edge to frame in activity and blend in with native character.
- b. Provide drought tolerant, low grow lawn in active open space as needed for use.

### 4. TREES

- a. Encourage street tree organization in grouped spacing; vary pattern.
- b. Street trees in green belts arranged in varied pattern.
- c. Encourage use of trees to promote shade, air quality, and diverse ecosystems.

### 5. ENGAGE ALL SENSES

- a. Design with five senses in mind.
- b. Plants should be:
 

-Colorful	-Layer plants of different
-Fragrant	structure for sound variation
-Have varied texture	-Edible



*Water Conserving Street Frontage Landscape*

**1. GENERAL STANDARDS**

- a. At a minimum, all landscape design must conform with the requirements of RMC 23.54 Off-Street Parking and Landscape
- b. Landscape design should be both aesthetic and functional.
- c. Landscape design should enhance the building architecture and frame significant architectural elements.
- d. Landscape design may be informal, as applied to large use areas, or refined, as applied in commercial and residential districts.
- e. The use of trellises, arbors, planters, low walls and similar, are encouraged and when used should complement the building style.
- f. Mature tree height should be accounted for when locating trees near any utility and otherwise planted 10-feet from all utilities.
- g. Landscaping within a Clear Vision Triangle must not be higher than 18-inches when mature.
- h. Plant materials should be similar to the Drought Tolerant and/or Native/naturalized Plant List and Refined Plant List, Sections 11.F-11.G or other COR approved equivalent. Plants not selected from the lists must be native, naturalized, drought tolerant, and/or suitable in Tri-Cities Region USDA Hardiness Zone.
- i. Water conservation may be achieved by a combination of any of the following techniques:
  - (1) Group plants into areas of similar water need;
  - (2) Locate plants based on solar orientation, exposure and drainage patterns; and
  - (3) Amend soil based on existing conditions.

**2. IRRIGATION**

- a. Irrigate street frontage, alley, front, front/side yard transition, rear, side yard, and greenbelt landscape using a drip or sub-surface irrigation system, until plants are established. Spray irrigation system exceptions may be granted for Usable Lawn areas only.
- b. Use weather or moisture sensor with automatic control as needed.



*Alley Landscape*

**3. STREET FRONTAGE / MEDIAN LANDSCAPE**

- a. Street tree planting is required along all public streets and medians unless site constraints such as sight distance or utility conflicts prohibit installation. Builders must provide street trees aligned in clusters of varied spacing or equal spacing depending on the street character.
- b. When street trees are planted with equal spacing, spacing shall be 30 ft. o.c., typ. or as noted in Section 6: Street Standards per Edge Type 6.C-6.H.
- c. Street tree minimum size at installation as follows:
  - (1) Arterial Street - 1.5" caliper
  - (2) Collector Street - 1.5" caliper
  - (3) Local Street - 1.5" caliper
- e. Street trees must be centered in the landscape planter unless otherwise dictated by site constraints.
- f. Street frontage landscape planter shall consist of low maintenance, drought tolerant ornamental grasses, shrubs, or groundcover not to exceed 24" ht., or 18" ht. within 20 ft. of all intersections.
- g. See Section 6: Street Standards for width and location of street frontage landscape planter per Edge Type 6.C-6.H.

**4. ALLEY LANDSCAPE**

- a. A 4 ft. wide shoulder is provided on either side of the paved Alley per Section 6.G. The intent of this shoulder is to provide space for cars to pull over to pass in a two-way traffic condition.
- b. 4 ft. wide shoulder in Alley 6" depth crushed gravel suitable for driving surface.

**5. HEDGE/WALL**

- a. Hedges and walls may be used to create privacy and extend into the landscape as a complimenting feature to the building architecture.
- b. Hedges shall be composed of evergreen shrubs, not to exceed 4 ft. ht., See 11.G - Refined Plant list for Evergreen Hedge Plants.
- c. Walls shall consist of stone, masonry, or building materials that complement the principal structure, not to exceed 4 ft. ht.

**6. DECORATIVE LANDSCAPE PLANTERS**

- a. Will be free standing, and made of commercial grade materials and designed for heavy public use.
- b. The landscape planter design and style shall be a reflection of the neighborhood character to which they reside.
- c. Landscape planters shall include hardware or other deterrents for skateboards.

**7. PARKING LOT LANDSCAPE**

- a. Requirements
  - (1) Landscaping shall:
    - i. Be located to break up large expanses of pavement, both internally and at perimeters;
    - ii. Define and delineate driveways, parking stalls and pedestrian walkways;
    - iii. Screen parking lots from adjacent properties and street frontages;
    - iv. Be disbursed throughout the lot;
    - v. Be comprised primarily of deciduous trees for shading, with understory of shrubs and groundcover plants.
- b. Interior landscaping
  - (1) A minimum five percent (5%) of the total paved parking area (including parking stalls, driveways and walkways) shall be landscaped;
  - (2) Required perimeter and building foundation landscaping shall not be considered as part of the Interior Landscaping requirements. Exception: Where a required planter island abuts a required perimeter landscape area, the perimeter landscape may be widened but no additional planter landscape area is required.
  - (3) Interior Landscaping requirements will NOT apply to parking lots containing ten (10) or fewer parking stalls;
  - (4) All planter islands will be protected by a continuous, raised concrete curb;
  - (5) Planter islands shall be a minimum width of five (5) feet (inclusive of curbing) and the full depth of the adjacent parking stalls (minimum 75 square feet);
  - (6) Interior planter islands will contain a minimum of (1) deciduous shade tree and complemented with shrubs and groundcover not to exceed 3 feet in mature height;
  - (7) Every 12 parking stalls will be broken up with a planter island, if the row of parking contains a maximum of 14 stalls, no interior island is required;
  - (8) A planter island is required at the ends and corners of every row of parking stalls;
  - (9) Use of "turf" lawn is prohibited in interior landscape islands.
  - (10) Irregular- shaped planter islands shall contain the minimum 100 square feet of landscape area and protect the full depth of adjacent parking stalls.
- c. Perimeter Landscaping Abutting Adjacent Properties and Public Rights-of-Way
  - (1) Minimum landscape strip of 5-feet in width is required along all sides abutting adjoining properties.
  - (2) Minimum landscape strip of 10-feet in width is required along all sides abutting a public right-of-way.
  - (3) All perimeter landscape strips shall be planted with one type or a combination of tree types – small coniferous evergreen trees; small deciduous accent trees; and large deciduous shade trees.
  - (4) The "understory" planting will include one of the following three options and will form a solid screen and cover within two (2) years of planting:
    - i. A combination of shrubs and groundcover planted in a formal hedge planting and with a mature, minimum height of 18" and maximum height of 3-feet.

- ii. Segmental, solid screen wall - min. 30"/max.42" high (durable materials/no exposed wood), combined with wall-clinging plants and/or low shrub planting.
- iii. Earth mounded berm – min. 30"/max. 42" high, covered with an "informal" arrangement of low shrubs and groundcover (BMS-SD-DR District only).
- (6) All planter islands will be protected by a continuous, raised concrete curb;
- (7) Coordinate proposed tree and shrub locations and plant species with existing trees and shrubs on adjacent properties.
- (8) If proposed parking lot abuts an existing hedge, wall or screen planting that satisfies the requirements of this section, perimeter planting requirements MAY be relaxed. Provide adjacent plant location(s), plant types and sizes as part of the proposed landscape treatment.
- (9) Use of "turf" lawn is prohibited in perimeter landscape strips.
- d. Maintenance
  - (1) It will be the Owner's responsibility to maintain all landscape elements on their property.
  - (2) Landscaping will be kept in good condition, free of debris and refuse.
  - (3) Live plant material shall be kept alive in a healthy and thriving condition.
  - (4) Use of a temporary or permanent, drip or other approved water-conserving irrigation system, is required.
- e. Certificate of Occupancy
  - (1) The installed landscape will be inspected and no certificates of occupancy will be issued unless and until the landscaping meets all the requirements of the approved Landscape Plan and the LUDR - Section 11.
  - (2) If the landscaping cannot be installed safely and insure survival due to the time of year or other good cause, a temporary certificate of occupancy may be issued for a maximum period of 6 months. The owner shall furnish a satisfactory "bond" assurance for that 6-month period, guaranteeing installation of the approved landscaping.

**8. NEIGHBORHOOD AND COMMUNITY STORAGE AREA SCREENING**







- a. Neighborhood Storage Areas must be fenced per Section 13.A.3, Community Storage Facility per 13.A.4.
- b. Between the sidewalk and the fence, or the fence and the side or rear setbacks, an evergreen hedge shall be planted, per Section 11.G., and irrigation provided. The plantings shall be of sufficient size and quantity to reasonably be expected to provide 100% screening within three years of planting.
- c. Storage Facility screening only applies to BMS-NG and BMS-NC-P districts.

## 11.D CIVIC AND COMMERCIAL DISTRICT STANDARDS



Commercial Facility

### 1. APPLICABLE DISTRICTS

- a.  Village Mixed-Use (BMS-VMU) (3.B)
- b.  Neighborhood Collector - Commercial (BMS-NC) (3.C)
- c.  Civic (BMS-CIVIC) (3.F)
- d. Special Districts:
  -  (BMS-SD-SR) (4.B)
  -  (BMS-SD-CMU) (4.C)
  -  (BMS-SD-DR) (4.D)

### 2. SUBMITTAL PROCESS

- a. All development permit applications for civic, commercial, and multi-family buildings are required to submit a landscape plan. A "landscape" plan will include all areas of plazas, hardscape gathering places as well as planted areas; these areas will all count towards meeting the overall landscape requirements.
- b. Civic and commercial development proposals will include 10 percent Landscape Coverage of the site. The Master Developer of a commercial area may set aside common areas that meet this requirement rather than meeting it on a parcel by parcel basis.
- c. Multi-family structures that are over 50 units and use stacked units or courtyard building types are required to have designated children play areas of 5 square feet per unit, unless developed as Senior Housing. Play areas will meet Local Park standards and amenities, Section 5.D.

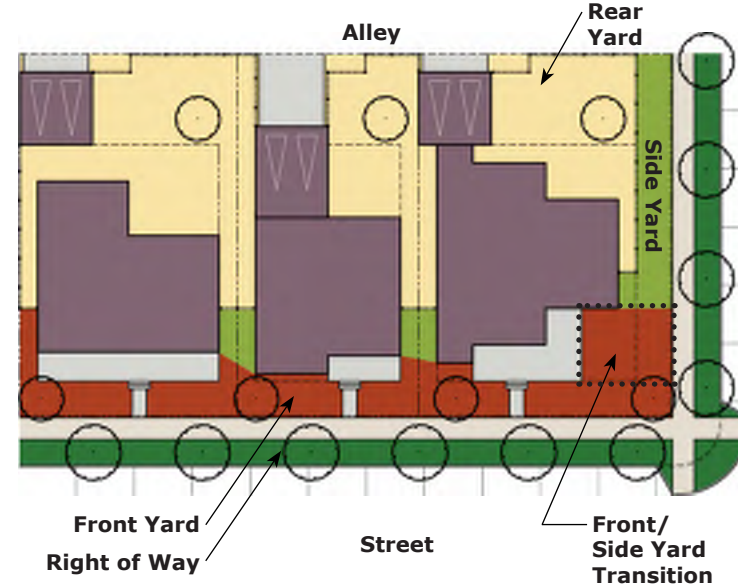
### 3. RIGHT OF WAY STANDARDS

- a. Street trees - Required, See Street Frontage Landscape, Section 11.C.3
- b. Sidewalk - Required, See Section 6: Street Standards

### 4. PARKING LOT LANDSCAPE STANDARDS




- a. See Common Parking Lot Landscape Standards, Section 11.C.7

## 11.E RESIDENTIAL STANDARDS



### 1. SINGLE FAMILY RESIDENTIAL

#### a. Applicable Districts

- (1)  Neighborhood Collector - Commercial (BMS-NC) (3.C)
- (2)  Neighborhood General (BMS-NG) (3.D)
- (3)  Neighborhood Edge (BMS-NE) (3.E)

#### b. Right of Way

- (1) Street trees - See Street Frontage Landscape 11.C.3
- (2) Sidewalk - See Section 6: Street Standards

#### c. Front Yard

- (1) Front yard tree per lot - 1 required.
- (2) Use of perennials, ornamental grasses, shrubs, vines, groundcovers, and/or Usable Lawn.
- (3) Entry walk - 4 ft. wide minimum.

#### d. Front/Side Yard Transition

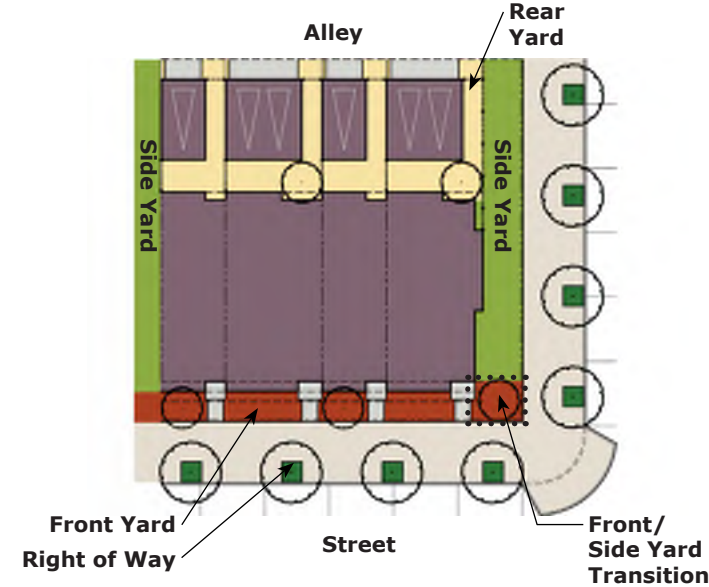
- (1) Front yard tree per lot - 1 encouraged.
- (2) Informal or formal landscape design: 100% Landscape Coverage.
- (3) Use of perennials, ornamental grasses, shrubs, vines, groundcovers, and/or Usable Lawn.

#### e. Side Yard

- (1) Side yard visible from the street: 60% Minimum Landscape Coverage.
- (2) Corner lot side yard: 100% Landscape Coverage.
- (3) Use of perennials, ornamental grasses, shrubs, vines, groundcovers and / or useable lawn.




#### f. Rear Yard

- (1) At a minimum, the rear yard shall be seeded or mulched for a stabilized surface.
- (2) Where rear yards abut a collector street, a 5 ft. landscape buffer shall be provided. For buffer planting requirements, see 11.C.7.c.



### 2. MULTI-FAMILY RESIDENTIAL

#### a. Applicable Districts

- (1)  Village Mixed-Use (residential ground floor) (BMS-VMU) (3.B)
- (2)  Neighborhood Collector (BMS-NC) (3.C)
- (3)  Neighborhood General (BMS-NG) (3.D)

#### b. Right of Way

- (1) Street trees - See Street Frontage Landscape 11.C.3
- (2) Sidewalk - See Section 6: Street Standards

#### c. Front Yard

- (1) Front yard tree per lot - 1 required in areas without zero lot line condition. At zero lot line conditions, 1 tree per every 3 units is required.
- (2) Use of perennials, ornamental grasses, shrubs, vines, groundcovers, and/or Usable Lawn.
- (3) Entry walk - 5 ft. wide minimum.

#### d. Front/Side Yard Transition

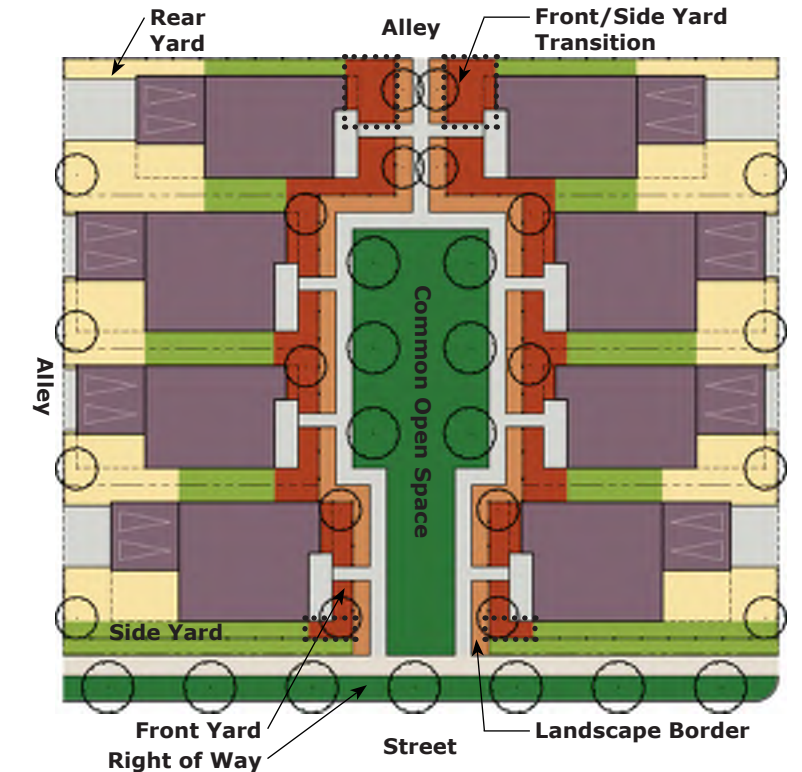
- (1) Front yard tree per lot - 1 encouraged.
- (2) Informal or formal landscape design: 100% Landscape Coverage.
- (3) Use of perennials, ornamental grasses, shrubs, vines, groundcovers, and/or useable lawn.

#### e. Side Yard

- (1) Side yard visible from the street: 60% Minimum Landscape Coverage.
- (2) Corner lot side yard: 100% Landscape Coverage.
- (3) Use of perennials, ornamental grasses, shrubs, vines, groundcovers and / or useable lawn.



#### f. Rear Yard

- (1) At a minimum, the rear yard shall be seeded or mulched for a stabilized surface.
- (2) Where rear yards abut a collector street, a 5 ft. landscape buffer shall be provided. For buffer planting requirements, see 11.C.7.c.



### 3. COURTYARD RESIDENTIAL

#### a. Applicable Districts

- (1)  Neighborhood Collector (BMS-NC) (3.C)
- (2)  Neighborhood General (BMS-NG) (3.D)

#### b. Right of Way

- (1) Street trees - See Street Frontage Landscape 11.C.3
- (2) Sidewalk - See Section 6: Street Standards

#### c. Front Yard

- (1) Front yard tree per lot - 1 required.
- (2) Use of perennials, ornamental grasses, shrubs, vines, groundcovers, and/or Usable Lawn.
- (3) Entry walk - 4 ft. wide minimum.

#### d. Front/Side Yard Transition

- (1) Landscape design: 100% Landscape Coverage.
- (2) Use of perennials, ornamental grasses, shrubs, vines, groundcovers, and/or Usable Lawn.

#### e. Side Yard

- (1) Side yard visible from common courtyard/green or street: 60% Minimum Landscape Coverage.
- (2) Corner lot side yard: 100% Landscape Coverage.
- (3) Use of perennials, ornamental grasses, shrubs, vines, groundcovers and / or useable lawn.

#### f. Rear Yard

- (1) At a minimum, the rear yard shall be seeded or mulched for a stabilized surface.
- (2) Where rear yards abut a collector street, a 5 ft. landscape buffer shall be provided. For buffer planting requirements, see 11.C.7.c.

#### g. Common Open Space

- (1) Canopy trees at 30 ft. o.c.
- (2) Ornamental trees @ 20 ft. o.c.
- (3) Use of perennials, ornamental grasses, shrubs, vines, groundcovers, and/or Usable Lawn.
- (4) Sidewalk width - 5 ft. wide minimum.

#### h. Landscape Border

- (1) Use of ornamental trees, perennials, ornamental grasses, shrubs, vines, and/or groundcovers.

## 11.F DROUGHT TOLERANT AND/OR NATIVE/NATURALIZED PLANT LIST

*Drought Tolerant and/or Native/Naturalized Plant List* provides a cohesive list of plant materials that are suited for the Tri-Cities region, and should be used as a guideline for landscape design. This list contains plants that are Drought Tolerant and/or Native or Naturalized. Each plant is designated as either N=Native or Naturalized, \* = Drought Tolerant, or both. The large open space areas of Badger Mountain South will primarily consist of native plants or plant materials from this list.

11.G *Refined Plant List* suggests plant materials to be used in areas of specific use such as: parks, community gardens, residential landscapes, and similar circumstances. Other COR approved plants may also be used.

The (2) plant lists are intended to be used interchangeably, and should be used in harmony with one another for site specific landscape design intent.

### NOTE:

- All plant materials are suitable for the Tri-Cities region based on USDA Hardiness Zone
- All plant materials on "USDA Plants Database, Washington State - Listed Noxious Weeds" list are PROHIBITED
- Edible plants are allowed, but not present on plant list. Edible plants shall be used where desired.

**N** = Native or Naturalized Plant Materials

**\*** = Drought Tolerant Plant Materials

## DECIDUOUS TREES


Botanical Name	Common Name	Ht. X Sp.	Min. Size	Sun/Shade	Special Features
<i>Acer campestre</i>	Hedge Maple	35' X 25'	1-1/2" Caliper	Sun	*
<i>Acer ginnala</i>	Amur Maple	15-20' X 15-20'	1-1/2" Caliper	Sun/Pt. Shade	*
<i>Acer glabrum</i>	Rocky Mountain Maple	20-30' X 20'	1-1/2" Caliper	Sun/Pt. Shade	* N
<i>Acer negundo</i> 'Sensation'	Sensation Box Elder	40' X 30'	1-1/2" Caliper	Sun/Pt. Shade	N
<i>Acer platanoides</i> 'Cleveland'	Cleveland Norway Maple	50' X 40'	1-1/2" Caliper	Sun/Pt. Shade	N
<i>Acer saccharum</i>	Sugar Maple	60' X 40'	1-1/2" Caliper	Sun/Pt. Shade	N
<i>Aesculus glabra</i>	Horsechestnut	25-35' X 15-25'	1-1/2" Caliper	Sun/Pt. Shade	*
<i>Alnus cordata</i>	Italian Alder	40' X 25'	1-1/2" Caliper	Sun	*
<i>Betula occidentalis</i>	Water Birch	12-15' X 12-15'	1-1/2" Caliper	Sun	N
<i>Catalpa speciosa</i>	Western Catalpa	40-70' X 40-50'	1-1/2" Caliper	Sun	*
<i>Celtis occidentalis</i>	Common Hackberry	50-60' X 40-50'	1-1/2" Caliper	Sun/Pt. Shade	*
<i>Cercis occidentalis</i>	Western Redbud	10-15' X 10-15'	1-1/2" Caliper	Sun/Pt. Shade	*
<i>Cotinus coggygria</i>	Common Smoke Tree	10-15' X 10-15'	4-6' ht.	Sun	*
<i>Crataegus douglasii</i>	Black Hawthorn	10-20' X 20'	1-1/2" Caliper	Sun	* N
<i>Crataegus monogyna</i>	English Hawthorn	30' X 8'	1-1/2" Caliper	Sun	* N
<i>Fraxinus pennsylvanica</i>	Green Ash	50-60' X 30-40'	1-1/2" Caliper	Sun	*
<i>Ginkgo biloba</i>	Maiden Hair Tree	30-50' X 15-25'	1-1/2" Caliper	Sun	*
<i>Gleditsia t. var. inermis</i>	Thornless Honey Locust	35-70' X 25-35'	1-1/2" Caliper	Sun	*
<i>Gymnocladus dioica</i>	Kentucky Coffee Tree	50-60' X 30-40'	1-1/2" Caliper	Sun/Pt. Shade	*
<i>Koelreuteria paniculata</i>	Golden Raintree	20-30' X 25-35'	1-1/2" Caliper	Sun	*
<i>Morus alba</i>	White Mulberry	30-50' X 30-50'	1-1/2" Caliper	Sun/Pt. Shade	*
<i>Nyssa sylvatica</i>	Sour Gum	30-50' X 15-25'	1-1/2" Caliper	Sun	*
<i>Populus tremuloides</i>	Quaking Aspen	20-60' X 15-30'	1-1/2" Caliper	Sun	* N
<i>Prunus avium</i>	Sweet Cherry	15-30' X 15-30'	1-1/2" Caliper	Sun	N
<i>Prunus emarginata</i>	Bitter Cherry	15-30' X 15-30'	6-8' ht.	Sun	N
<i>Prunus padus</i>	European Bird Cherry	15-30' X 15-30'	1-1/2" Caliper	Sun	*
<i>Prunus tomentosa</i>	Nanking Cherry	15-30' X 15-30'	6-8' ht.	Sun	N
<i>Prunus virginiana</i>	Chokecherry	20-30' X 10-15'	6-8' ht.	Sun	* N
<i>Quercus bicolor</i>	Swamp White Oak	50-60' X 50-60'	1-1/2" Caliper	Sun	*



Meadow Sage



Oregon Grape



Fountain Grass



Moonshine Yarrow



Nootka Rose

### SOURCES:

- [Washington State University - Drought Tolerant Plants](#). By Tonie Fitzgerald, Revised January 2005. Washington State University, U.S. Department of Agriculture, and Spokane County.
- [Benton County - Vascular Plant List](#). By R. Savers (1986), K. Beck (1994-1997), F. Caplow (1994-1997), and J. Downs (2003-2004).
- [Native Plants of Eastern Washington: The Natural Way to Grow](#). By Washington Native Plant Society, Columbia Basin Chapter; <http://www.wnps.org/cbasin/index.html>
- [Washington State University - Recommended Trees for the Mid-Columbia Region](#). By Washington State University, September 2009.

## 11.F DROUGHT TOLERANT AND/OR NATIVE/NATURALIZED PLANT LIST continued

### DECIDUOUS TREES continued

Botanical Name	Common Name	Ht. X Sp.	Min. Size	Sun/Shade	Special Features
<i>Quercus garryana</i>	Garry Oak	40-90' X 30-60'	1-1/2" Caliper	Sun	* N
<i>Quercus macrocarpa</i>	Burr Oak	60-75' X 30-40'	1-1/2" Caliper	Sun	*
<i>Robinia pseudoacacia</i>	Black Locust	40-75' X 30-60'	1-1/2" Caliper	Sun	N
<i>Salix babylonica</i>	Weeping Willow	30-40' X 35'	1-1/2" Caliper	Sun	N
<i>Salix scouleriana</i>	Scouler's Willow	30' X 30'	1-1/2" Caliper	Sun	N
<i>Sophora japonica</i>	Japanese Pagoda Tree	50-70' X 50-70'	1-1/2" Caliper	Sun/Pt. Shade	*
<i>Sorbus aucuparia</i>	European Mountain Ash	20-40' X 15-25'	1-1/2" Caliper	Sun/Pt. Shade	*
<i>Tillia tomentosa</i>	Silver Linden	40-50' X 20-30'	1-1/2" Caliper	Sun	*
<i>Ulmus pumila</i>	Siberian Elm	50' X 40'	1-1/2" Caliper	Sun	*

### EVERGREEN TREES

Botanical Name	Common Name	Ht. X Sp.	Min. Size	Sun/Shade	Special Features
<i>Juniperus occidentalis</i>	Western Juniper	50-60' X 30-50'	6-8' ht.	Sun	N
<i>Juniperus scopulorum</i>	Rocky Mountain Junier	10-30' X 8-15'	6-8' ht.	Sun	* N
<i>Picea abies</i>	Norway Spruce	60' X 25'	6-8' ht.	Sun/Pt. Shade	*
<i>Picea pungens</i>	Colorado Blue Spruce	50-75' X 25'	6-8' ht.	Sun/Pt. Shade	*
<i>Pinus aristata</i>	Bisstecone Pine	20-30' X 10-15'	6-8' ht.	Sun	*
<i>Pinus flexilis</i>	Limber Pine	30-55' X 15-25'	6-8' ht.	Sun	*
<i>Pinus nigra</i>	Austrian Pine	40-60' X 20-30'	6-8' ht.	Sun	*
<i>Pinus ponderosa</i>	Ponderosa Pine	80-100' X 25-30'	6-8' ht.	Sun/Pt. Shade	* N
<i>Pinus strobus</i>	White Pine	50-80' X 20-40'	6-8' ht.	Sun	*
<i>Thuja occidentalis</i>	American Arborvitae	20-30' X 10-15'	6-8' ht.	Sun/Pt. Shade	N
<i>Tsuga canadensis</i>	Canadian Hemlock	40-70' X 25-35'	6-8' ht.	Sun/Pt. Shade	N

### SHRUBS

Botanical Name	Common Name	Ht. X Sp.	Min. Size	Sun/Shade	Special Features
<i>Amelanchier alnifolia</i>	Serviceberry	10-12' X 20'	30-36" ht./sp.	Sun/Pt. Shade	* N
<i>Aronia arbutifolia</i>	Red Chokeberry	6-8'	30-36" ht./sp.	Sun/Pt. Shade	*
<i>Artemisia tridentata</i>	Big Sagebrush	4-15' X 3-10'	30-36" ht.	Sun	* N
<i>Artemisia tripartita</i>	Three-Tip Sage	Varies	30-36" ht.	Sun	N
<i>Atriplex canescens</i>	Four-wing Saltbush	3-6' X 4-8'	18-24" ht.	Sun	* N
<i>Berberis hematocarpa</i>	Red Barberry	3-6'	18-24" ht.	Sun/Pt. Shade	*
<i>Berberis t. 'Crimson Pygmy'</i>	Crimson Pygmy Japanese Barberry	1' X 3'	12-18" ht.	Sun	*
<i>Berberis thunbergii</i>	Japanese Barberry	4-6' X 4-6'	18-24" ht.	Sun	*
<i>Caragana arborescens</i>	Siberian Pea Shrub	15' X 20'	30-36" ht./sp.	Sun	*
<i>Caragana frutex</i>	Russian Pea Shrub	10' X 8'	30-36" ht./sp.	Sun	*
<i>Caryopteris x clandonensis</i>	Blue Mist	2' X 2'	12-18" ht.	Sun	*
<i>Ceratoides lanata</i>	Winter Fat	1-3' X 1-3'	12-18" ht.	Sun	*
<i>Cercocarpus ledifolius</i>	Curl-Leaf Moutain Mahogany	5-12' X 5-12'	30-36" ht.	Sun	*
<i>Chamaebatiara millifolium</i>	Fernbush	6-8' X 6-8'	24-30" ht.	Sun	*
<i>Chrysothamnus viscidiflorus</i>	Green Rabbitbrush	6' X 3'	18-24" ht.	Sun	* N
<i>Chrysothamnus nauseosus</i>	Rabbitbrush	6' X 3'	18-24" ht.	Sun	*

## SHRUBS continued

Botanical Name	Common Name	Ht. X Sp.	Min. Size	Sun/Shade	Special Features
<i>Cornus stolonifera</i>	Redtwig Dogwood	7-9' X 12'	24-30" ht./sp.	Sun or Shade	<b>N</b>
<i>Corylus cornuta californica</i>	Western Hazelnut	5-12' X 5-12'	30-36" ht./sp.	Sun/Pt. Shade	<b>N</b>
<i>Cotinus coggyria</i>	Smoke Tree	12-15' X 12-15'	30-36" ht./sp.	Sun	*
<i>Cotoneaster acutifolius</i>	Peking Cotoneaster	6-10' X 6-10'	30-36" ht./sp.	Sun	*
<i>Cotoneaster adpressus</i>	Cotoneaster	1' X 6'	12-18" sp.	Sun/Pt. Shade	*
<i>Cotoneaster apiculatus</i>	Cranberry Cotoneaster	3' X 6'	18-24" ht./sp.	Sun	*
<i>Cotoneaster divaricatus</i>	Spreading Cotoneaster	6' X 6'	24-30" ht./sp.	Sun	*
<i>Cotoneaster horizontalis</i>	Rock Cotoneaster	2-3' X 15'	12-18" sp.	Sun/Pt. Shade	*
<i>Ephedra viridis</i>	Mormon Tea	3-4' X 3-4'	12-18" ht./sp.	Sun	*
<i>Eriogonum niveum</i>	Snow Buckwheat	1-2' X 1-2'	12-18" sp.	Sun	<b>N</b>
<i>Eriogonum sphaerocephalum</i>	Rock Buckwheat	1-2' X 1-2'	12-18" sp.	Sun	<b>N</b>
<i>Falugia paradoxa</i>	Apache Plume	4-6' X 5'	24-30" ht./sp.	Sun	*
<i>Forestiera neomexicana</i>	New Mexican Privet	12-18' X 12'	30-36" ht./sp.	Sun/Pt. Shade	*
<i>Genista tinctoria</i>	Woadwaxen	6' X 6'	30-36" ht./sp.	Sun	*
<i>Hippophae rhamnoides</i>	Sea Buckthorn	8-10' X 8-10'	30-36" ht./sp.	Sun	*
<i>Holodiscus discolor</i>	Ocean Spray	3' X 4'	24-30" ht./sp.	Part Shade	*
<i>Juniperus horizontalis</i>	Creeping Juniper	1' X 8-10'	12-18" sp.	Sun/Pt. Shade	*
<i>Kolkwitzia amabilis</i>	Beauty Bush	10-12' X 10-12'	30-36" ht./sp.	Sun/Pt. Shade	*
<i>Lavendula sp.</i>	Lavender	2' X 2'	12-18" ht./sp.	Sun	*
<i>Ligustrum vulgare</i>	Common Privet	15' X 12'	30-36" ht./sp.	Sun/Pt. Shade	*
<i>Lindera benzoin</i>	Spicebush	6-12' X 6-12'	30-36" ht./sp.	Sun	*
<i>Lonicera maachii</i>	Amur Honeysuckle	10-15'	30-36" ht./sp.	Sun/Pt. Shade	*
<i>Mahonia repens</i>	Creeping Mahonia	1' X 3'	12-18" sp.	Sun/Pt. Shade	*
<i>Microbiota decussata</i>	Siberian Carpet Cypress	1' X 7-8'	12-18" sp.	Sun or Shade	*
<i>Myrica pensylvanica</i>	Bayberry	9' X 5-12'	30-36" ht./sp.	Sun/Pt. Shade	*
<i>Philadelphus lewisii</i>	Mock Orange	5-10' X 5-12'	30-36" ht./sp.	Lt. Shade	<b>N</b>
<i>Philadelphus microphyllus</i>	Littleleaf Mock Orange	4-5' X 4-5'	24-30" ht.	Sun/Pt. Shade	* <b>N</b>
<i>Physocarpus opulifolius</i>	Common Ninebark	9' X 10'	30-36" ht.	Sun/Pt. Shade	*
<i>Pinus mugo mugo</i>	Mugo Pine	2-6' X 12'	18-24" ht./sp.	Sun/Pt. Shade	*
<i>Potentilla fruticosa</i>	Cinquefoil	1-4' X 2-4'	12-18" ht./sp.	Sun/Pt. Shade	*
<i>Prunus besseyi</i>	Hanson's Bush Cherry	4-6' X 4-6'	24-30" ht.	Sun	*
<i>Rhamnus frangula</i>	Alder Buckthorn	10-12' X 10-12'	30-36" ht./sp.	Sun	*
<i>Rhus aromatica 'Gro-Low'</i>	Gro-Low Sumac	2-3' X 6-8'	12-18" sp.	Sun/Pt. Shade	*
<i>Rhus glabra</i>	Smooth Sumac	10-20'	30-36" ht./sp.	Sun	* <b>N</b>
<i>Rhus typhina</i>	Staghorn Sumac	15' X 15'	30-36" ht./sp.	Sun/Pt. Shade	*
<i>Ribes aureum</i>	Golden Currant	3-6' X 3-6'	24-30" ht.	Part Shade	* <b>N</b>
<i>Rosa nutkana</i>	Nootka Rose	6' X 4'	24-30" ht.	Sun/Pt. Shade	*
<i>Rosa rubrifolia</i>	Redleaf Rose	6' X 5'	24-30" ht.	Sun/Pt. Shade	*
<i>Rosa rugosa</i>	Rugosa Rose	3-6' X 3-6'	24-30" ht.	Sun	*
<i>Rubus deliciosus</i>	Thimbleberry	3-5' X 6'	24-30" ht./sp.	Sun/Pt. Shade	*
<i>Salvia dorrii</i>	Desert Sage	1-3' X 2-4'	12-18" ht.	Sun	<b>N</b>
<i>Sambucus cerulea</i>	Blue Elderberry	10-15' X 10'	30-36" ht./sp.	Sun/Pt. Shade	<b>N</b>
<i>Sambucus nigra</i>	Black Elder	Varies	24-30" ht.	Sun/Pt. Shade	<b>N</b>
<i>Spiraea x vanhouttei</i>	Vanhoutte Spirea	6' X 8'	30-36" ht./sp.	Sun/Pt. Shade	*
<i>Symphoricarpos albus</i>	Common Snowberry	2-6' X 2-6'	12-18" ht.	Sun/Pt. Shade	<b>N</b>
<i>Symphoricarpos x chenaultii</i>	Chenault Coralberry	2-6' X 2-6'	12-18" ht.	Sun/Pt. Shade	*

## 11.F DROUGHT TOLERANT AND/OR NATIVE/NATURALIZED PLANT LIST continued

### SHRUBS continued

Botanical Name	Common Name	Ht. X Sp.	Min. Size	Sun/Shade	Special Features
<i>Syringa vulgaris</i>	Common Lilac	8-20' X 6-15'	30-36" ht./sp.	Sun	*
<i>Taxus cuspidata</i>	Japanese Yew	10-25' X 5-12'	24-30" ht.	Sun/Pt. Shade	*
<i>Viburnum lantana</i>	Wayfaring Tree	10-20' X 10-20'	30-36" ht.	Sun/Pt. Shade	*
<i>Viburnum trilobum</i>	Cranberry Bush	10' X 8	30-36" ht.	Sun/Pt. Shade	*
<i>Yucca sp.</i>	Yucca	1-7' X 1-4'	18-24" ht.	Sun	*

### BUNCHGRASSES

**NOTE:** Min. size 4" pots, typ. Upon approval from Master Landscape Architect, plugs or seed may be used.

Botanical Name	Common Name	Ht. X Sp.	Min. Size	Sun/Shade	Special Features
<i>Achnatherum hymenoides</i>	Indian Ricegrass	12-24"	4" pots	Sun	<b>N</b>
<i>Elymus elymoides</i>	Squirreltail	12-24"	4" pots	Sun	<b>N</b>
<i>Festuca idahoensis</i>	Idaho Fescue	12-24"	4" pots	Sun/Pt. Shade	<b>N</b>
<i>Hesperostipa comata</i>	Needle & Thread Grass	24-36"	4" pots	Sun	<b>N</b>
<i>Leymus cinereus</i>	Basin Wildrye	4-6'	4" pots	Sun	<b>N</b>
<i>Poa secunda</i>	Sandberg's Bluegrass	8-12"	4" pots	Sun	<b>N</b>
<i>Pseudoroegneria spicata</i>	Bluebunch Wheatgrass	12-36"	4" pots	Sun	<b>N</b>
<i>Sporobolus cryptandrus</i>	Sand Dropseed	12-24"	4" pots	Sun	<b>N</b>

### GROUNDCOVERS

Botanical Name	Common Name	Ht. X Sp.	Min. Size	Sun/Shade	Special Features
<i>Aegopodium variegatum</i>	Bishop's Weed	6" X 12'	4" pots	Sun/Pt. Shade	*
<i>Archostaphylos uva-ursi</i>	Kinnikinnick	3-6' X 2-3'	4" pots	Sun/Pt. Shade	* <b>N</b>
<i>Campsis radicans</i>	Trumpet Creeper	6" X 40'	4" pots	Sun/Pt. Shade	*
<i>Cerastium tomentosum</i>	Snow-In-Summer	6-8" X 15'	4" pots	Lt. Shade	*
<i>Delosperma cooperi</i>	Purple Hardy Ice Plant	3" X 24"	4" pots	Lt. Shade	*
<i>Delosperma nubigenum</i>	Yellow Hardy Ice Plant	1" X 36"	4" pots	Lt. Shade	*
<i>Galium odoratum</i>	Sweet Woodruff	3" X 12'	4" pots	Shade	*
<i>Helianthemum nummularium</i>	Sunrose	6-8" X 36"	4" pots	Sun	*
<i>Mahonia repens</i>	Creeping Mahonia	12" X 36"	4" pots	Sun/Pt. Shade	*
<i>Marrubium rotundifolia</i>	Silver Edged Horehound	10" X 18"	4" pots	Sun	*
<i>Ruschia pulvinaris</i>	Creeping Shrubby Ice Plant	3" X 14"	4" pots	Sun	*
<i>Sedum spurium</i>	Two-Row Stonecrop	3-6" X 12-24"	4" pots	Sun	*
<i>Thymus serpyllum</i>	Creeping Thyme	3" X 36"	4" pots	Lt. Shade	*
<i>Thymus serpyllum</i> 'Reiter'	Reiter Creeping Thyme	3" X 36"	4" pots	Lt. Shade	*
<i>Thymus pseudolanuginosus</i>	Woolly Thyme	2-3" X 36"	4" pots	Lt. Shade	*
<i>Veronica oltensis</i>	Thyme-Leaf Speedwell	1" X 24"	4" pots	Sun	*
<i>Veronica pectinata</i>	Blue Woolly Speedwell	ground hugging	4" pots	Sun/Pt. Shade	*
<i>Vinca major</i>	Periwinkle	8" X 36"	4" pots	Sun/Pt. Shade	*



**PERENNIALS**

**NOTE:** Min. size 4" pots, typ. Upon approval from the BMS-MPA, plugs or seed may be used.

Botanical Name	Common Name	Ht. X Sp.	Min. Size	Sun/Shade	Special Features
<i>Achillea ageratifolia</i>	Greek Yarrow	4-10"	4" pots	Sun	*
<i>Achillea f. 'Moonshine'</i>	Moonshine Yarrow	24"	4" pots	Sun	*
<i>Achillea millefolium</i>	Common Yarrow	36"	4" pots	Sun	* N
<i>Adenophora liliifolia</i>	Lady Bells	18" X 12"	4" pots	Sun/Pt. Shade	*
<i>Agastache sp.</i>	Hyssop	18-30" X 18"	4" pots	Sun/Pt. Shade	*
<i>Agastache canna</i>	Wild Hyssop	24-36" X 18"	4" pots	Sun/Pt. Shade	*
<i>Alchemilla mollis</i>	Lady's Mantle	12-18" X 12-15"	4" pots	Sun/Pt. Shade	*
<i>Allium sphaerocephalum</i>	Round-Headed Garlic	24" X 36"	4" pots	Sun/Pt. Shade	N
<i>Anaphalis margaritacea</i>	Pearly Everlasting	20" X 20"	4" pots	Sun	*
<i>Antennaria dioica 'Rosea'</i>	Pink Pussytoes	4-12" X 8-12"	4" pots	Sun	*
<i>Anthemis tinctoria</i>	Golden Marguerite	24-36" X 24-36"	4" pots	Sun	*
<i>Arabis caucasica</i>	Wall Rockcress	6" X 18"	4" pots	Sun	*
<i>Artemisia abrotantum</i>	Southernwood	36" X 36"	4" pots	Sun	*
<i>Artemisia 'Powis Castle'</i>	Silver Sage	36" X 36"	4" pots	Sun	*
<i>Artemisia rigida</i>	Stiff Sage	Varies	4" pots	Sun	N
<i>Artemisia stellerana</i>	Dusty Miller	30" X 36"	4" pots	Sun	*
<i>Asclepias tuberosa</i>	Butterfly Weed	36" X 12"	4" pots	Sun	*
<i>Aster tataricus</i>	Tatarian Aster	5-7' X 3'	4" pots	Sun/Pt. Shade	*
<i>Atriplex confertifolia</i>	Shadscale	1-3' X 1-3'	4" pots	Sun	N
<i>Aurinia saxatilis</i>	Basket-Of-Gold	12-18" X 12-15"	4" pots	Sun/Pt. Shade	*
<i>Balsamorhiza careyana</i>	Carey's Balsamroot	Varies	4" pots	Sun	N
<i>Balsamorhiza sagittata</i>	Arrowleaf Balsamroot	Varies	4" pots	Sun	N
<i>Baptisia australis</i>	Blue False Indigo	3-6' X 4'	4" pots	Sun	*
<i>Bergenia cordifolia</i>	Heartleaf Bergenia	18" X 12"	4" pots	Shade	*
<i>Berlandiera lyrata</i>	Chocolate Flower	18-36" X 18-36"	4" pots	Sun	*
<i>Brunnera macrophylla</i>	Brunnera	18" X 24"	4" pots	Sun/Pt. Shade	*
<i>Calamintha grandiflora</i>	Calamint	24" X 24"	4" pots	Sun/Pt. Shade	*
<i>Callirhoe involucrata</i>	Poppy Mallow	6" X 24-36"	4" pots	Sun/Pt. Shade	*
<i>Calylophus hartwegii</i>	Sundrops	12" X 24"	4" pots	Sun/Pt. Shade	*
<i>Calylophus serrulatus</i>	Dwarf Snowdrops	18" X 18"	4" pots	Sun/Pt. Shade	*
<i>Campanula rotundifolia</i>	Bellflower	12-24"	4" pots	Sun/Pt. Shade	*
<i>Catananche caerulea</i>	Cupid's Dart	12" X 12"	4" pots	Sun	*
<i>Centranthus ruber</i>	Red Valerian	36" X 36"	4" pots	Sun/Pt. Shade	*
<i>Coreopsis grandiflora</i>	Sunray	12-24" X 36"	4" pots	Sun	*
<i>Coreopsis verticillata 'Moonbeam'</i>	Moonbeam Coreopsis	18-24"	4" pots	Sun	*
<i>Coronilla varia</i>	Crown Vetch	18-24" X 48"	4" pots	Sun	*
<i>Dianthus barbatus</i>	Sweet William	20" X 12"	4" pots	Lt. Shade	*
<i>Dianthus plumarius</i>	Cottage Pink	10-18" X 20"	4" pots	Lt. Shade	*
<i>Echinacea purpurea</i>	Purple Coneflower	24-48"	4" pots	Sun	*
<i>Epimedium alpinum</i>	Alpine Epimedium	6-9"	4" pots	Sun/Pt. Shade	*
<i>Erigeron speciosus</i>	Fleabane	24" X 24"	4" pots	Sun/Pt. Shade	*
<i>Eriogonum umbellatum</i>	Sulfur Flower	6-12" X 12-24"	4" pots	Sun	*
<i>Eryngium bourgatii</i>	Sea Holly	24"	4" pots	Sun	*

## 11.F DROUGHT TOLERANT AND/OR NATIVE/NATURALIZED PLANT LIST continued

### PERENNIALS continued

**NOTE:** Min. size 4" pots, typ. Upon approval from the BMS-MPA, plugs or seed may be used.

Botanical Name	Common Name	Ht. X Sp.	Min. Size	Sun/Shade	Special Features
<i>Erysimum cheiri</i>	English Wallflower	12-30" X 12-18"	4" pots	Sun/Pt. Shade	*
<i>Euphorbia polychroma</i>	Cushion Spurge	18" X 24"	4" pots	Sun/Pt. Shade	*
<i>Filipendula vulgaris</i>	Dropwort	24-36"	4" pots	Sun	*
<i>Gaillardia aristata</i>	Blanket Flower	24-30" X 24"	4" pots	Sun	*
<i>Gaillardia x grandiflora</i> 'Goblin'	Goblin Blanket Flower	12" X 18"	4" pots	Sun	*
<i>Geranium sanguineum</i>	Bloody Cranesbill	8-18" X 24-30"	4" pots	Sun/Pt. Shade	*
<i>Grayia spinosa</i>	Hopsage	Varies	4" pots	Sun	<b>N</b>
<i>Helianthus maximiliani</i>	Sunflower	10' X 3'	4" pots	Sun	*
<i>Hemerocallis sp.</i>	Daylily	Varies	4" pots	Sun	*
<i>Hesperaloe parviflora</i>	Red Yucca	3-4' X 3-4'	4" pots	Sun/Pt. Shade	*
<i>Heuchera sanguinea</i>	Coral Bells	12-18" X 12-15"	4" pots	Sun/Pt. Shade	*
<i>Hyssopus officinalis</i>	Hyssop	18-24" X 36"	4" pots	Sun/Pt. Shade	*
<i>Kniphofia uvaria</i>	Red-Hot Poker	2-4'	4" pots	Sun	*
<i>Lamium maculatum</i>	Dead Nettle	8" X 36"	4" pots	Shade	*
<i>Lewisia rediviva</i>	Bitterroot	2" X 4"	4" pots	Sun/Pt. Shade	*
<i>Liatris spicata</i>	Gayfeather	4' X 2'	4" pots	Sun	*
<i>Limonium platyphyllum</i>	Statice	30" X 36"	4" pots	Sun	*
<i>Linum perenne</i>	Perennial Blue Flax	24" X 18"	4" pots	Sun	*
<i>Liriope spicata</i>	Creeping Lily Turf	8-10" X 18"	4" pots	Shade	*
<i>Lobularia maritima</i>	Sweet Alyssum	Varies	4" pots	Sun/Pt. Shade	*
<i>Lupinus leucophyllus</i>	Velvet Lupine	Varies	4" pots	Sun/Pt. Shade	<b>N</b>
<i>Lychnis chalcedonica</i>	Maltese Cross	24-36" X 12"	4" pots	Sun/Pt. Shade	*
<i>Monarda fistulosa</i>	Bee Balm	24-48" X 12"	4" pots	Lt. Shade	*
<i>Narcissus sp.</i>	Daffodil	12-18" X 12"	4" pots	Sun/Pt. Shade	*
<i>Nepeta x faassenii</i>	Catmint	12" X 18"	4" pots	Sun/Pt. Shade	*
<i>Oenothera macrocarpa</i>	Ozark Sundrops	6" X 24"	4" pots	Sun/Pt. Shade	*
<i>Opuntia polycantha</i>	Starvation Pricklypear	Varies	4" pots	Sun	<b>N</b>
<i>Papaver orientale</i>	Oriental Poppy	12-24" X 12-24"	4" pots	Sun	*
<i>Penstemon sp.</i>	Beard Tongue	Varies	4" pots	Sun/Pt. Shade	*
<i>Penstemon strictus</i>	Rocky Mountain Penstemon	24-36" X 24"	4" pots	Sun/Pt. Shade	*
<i>Perovoskia atriplicifolia</i>	Russian Sage	3-5' X 3-4'	4" pots	Sun	*
<i>Phlox subulata</i>	Moss Pink	6" X 18"	4" pots	Sun/Pt. Shade	*
<i>Pulsatilla vulgaris</i>	Pasque Flower	9-12" x 6-10"	4" pots	Sun/Pt. Shade	*
<i>Ratibida columnifera</i>	Mexican Hat	30" X 12"	4" pots	Sun	*
<i>Rudbeckia hirta</i>	Black-Eyed Susan	3-4' X 2'	4" pots	Sun	*
<i>Salvia nemerosa</i>	Meadow Sage	18-36" X 24-36"	4" pots	Sun	*
<i>Salvia officinalis</i>	Garden Sage	18-24" X 12-18"	4" pots	Sun	*
<i>Santolina chamaecyparissus</i>	Lavender Cotton	24" X 36"	4" pots	Sun	*
<i>Sanvitalia procumbens</i>	Creeping Zinnia	4-6" X 18"	4" pots	Sun	*
<i>Saponaria ocymides</i>	Soapwort	12" X 36"	4" pots	Sun	*
<i>Scutellaria resinosa</i>	Skullcap	6-8" X 12"	4" pots	Sun/Pt. Shade	*
<i>Sedum 'Ruby Glow'</i>	Ruby Glow Stonecrop	8" X 15"	4" pots	Sun	*
<i>Sedum spectabile</i>	Showy Stonecrop	18-24" X 10-15"	4" pots	Sun/Pt. Shade	*

**PERENNIALS** continued

**NOTE:** Min. size 4" pots, typ. Upon approval from the BMS-MPA, plugs or seed may be used.

Botanical Name	Common Name	Ht. X Sp.	Min. Size	Sun/Shade	Special Features
<i>Sempervivum sp.</i>	Hen & Chicks	2-4" X 6-12"	4" pots	Lt. Shade	*
<i>Sphaeralcea incana</i>	Orange Mallow	24-48" X 24"	4" pots	Sun	*
<i>Stachys byzantina</i>	Lamb's Ear	18" X 36"	4" pots	Sun/Pt. Shade	*
<i>Tanacetum vulgare</i>	Tansy	36" X 24"	4" pots	Sun	*
<i>Teucrium x lucidrys</i>	Germander	12" X 24"	4" pots	Sun	*
<i>Thymus vulgaris</i>	Common Thyme	12" X 24"	4" pots	Lt. Shade	*
<i>Thymus vulgaris</i> 'Orange Balsam'	Orange Balsam Thyme	6-8" X 15"	4" pots	Lt. Shade	*
<i>Veronica sp.</i>	Speedwell	Varies	4" pots	Sun	*

## 11.G REFINED PLANT LIST

### NOTE:

- All plant materials are suitable for the Tri-Cities region based on USDA Hardiness Zone
- All plant materials on "USDA Plants Database, Washington State - Listed Noxious Weeds" list are PROHIBITED
- Edible plants are allowed, but not present on plant list. Edible plants shall be used where desired.

**N** = Native or Naturalized Plant Materials


**\*** = Drought Tolerant Plant Materials



Star Magnolia



Bird's Nest Spruce



Winged Euonymus



Maiden Hair Grass



Sedum

## DECIDUOUS TREES

Botanical Name	Common Name	Ht. X Sp.	Min. Size	Sun/Shade	Special Features
<i>Acer circinatum</i>	Vine Maple	15' X 15'	6-8' ht., multi-stem	Sun/Pt. Shade	N new leaves tinted red, great in native garden
<i>Acer griseum</i>	Paper Bark Maple	5-20' X 5-20'	4-6' ht., multi-stem	Sun/Pt. Shade	beautiful reddish bark peels away in thin sheets
<i>Acer palmatum</i>	Japanese Maple	5-20' X 5-20'	4-6' ht., multi-stem	Sun/Pt. Shade	leaves deep cut toothed lobes, colors from reds, oranges, greens, variegated
<i>Acer rubrum</i>	Red Maple	30-60' X 15-30'	1-1/2" Caliper	Sun	amazing bright red fall color, fast growing
<i>Amelanchier grandiflora</i>	Serviceberry	20' X 15'	1-1/2" Caliper	Sun	fragrant white flowers in spring, blue edible berries following, orange fall color
<i>Betula jacquemontii</i>	Jacquemonti Birch	40-60' X 30'	1-1/2" Caliper	Sun	narrow habit, striking white bark
<i>Betula nigra</i> 'Summer Cascade'	Summer Cascade Birch	40-60' X 30'	1-1/2" Caliper	Sun	narrow habit, creamy brown exfoliating bark, gold fall color
<i>Carpinus betulus</i> 'Frans Fontaine'	Columnar European Hornbeam	35' X 15'	1-1/2" Caliper	Sun	narrow dense habit, furrowed gray bark, yellow or dark red fall color
<i>Catalpa speciosa</i>	Catalpa	15-25' X 15-25'	1-1/2" Caliper	Sun/Lt. Shade	round habit, upright trumpet shaped white flowers in late spring and summer
<i>Cercidiphyllum japonicum</i>	Katsura	20-40' X 20-30'	1-1/2" Caliper	Sun/Lt. Shade	foliage changes color from red-purple to blue-green in summer, then yellow in fall
<i>Cercis canadensis</i>	Eastern Redbud	15-25' X 15-25'	1-1/2" Caliper	Sun/Lt. Shade	profuse vibrant sweet pea shaped pink flower clusters in early spring
<i>Cornus florida</i>	Flowering Dogwood	15-30' X 15-30'	1-1/2" Caliper	Sun	flower clusters amongst white to pink-red bracts in spring, before leaves emerge
<i>Cornus kousa</i>	Kousa Dogwood	15-25' X 15-25'	6-8' ht., multi-stem	Sun/Lt. Shade	top of branches covered with white to pink-red flowers in late spring, leaves below
<i>Crataegus laevigata</i>	English Hawthorn	18-25' X 15-20'	1-1/2" Caliper	Sun	dainty white flower clusters after leaf out in spring, showy red fruit summer & fall
<i>Fraxinus angustifolia</i> 'Raywood'	Raywood Ash	25-35' X 25'	1-1/2" Caliper	Sun	compact, delicate lacy small leaves, round headed, compact, fast growing
<i>Gleditsia triacanthos</i>	Honey Locust	30-50' X 25-35'	1-1/2" Caliper	Sun	many bright green oval leaflets compose long fern like leaves, yellow fall color
<i>Liriodendron tulipifera</i>	Tulip Tree	50-60' X 40'	1-1/2" Caliper	Sun	unique saddle shaped leaves, beautiful yellow tulip shaped flowers in spring
<i>Liquidambar styraciflua</i> 'Clydesform'	American Sweetgum	30' X 15'	1-1/2" Caliper	Sun	furrowed bark, profuse hanging seed pods; purple, yellow, or red fall color
<i>Magnolia x soulangeana</i>	Saucer Magnolia	15-25' X 15-25'	6-8' ht., multi-stem	Sun	large fragrant tulip shaped white to pink-red purple flowers in late winter
<i>Magnolia stellata</i>	Star Magnolia	10' X 20'	4-6' ht., multi-stem	Sun	profuse white star like flowers in late winter to early spring, slow growing
<i>Malus sp.</i>	Flowering Crabapple	10-25' X 10-25'	1-1/2" Caliper	Sun	showy white to pink-red flowers in spring, followed by small showy edible red fruit
<i>Oxydendrum arboreum</i>	Sourwood	15-30' X 20'	1-1/2" Caliper	Sun	all year interest, pyramidal habit, leaves vary in season, fragrant bell white flowers
<i>Prunus cerasifera</i> 'Newport'	Flowering Plum	15-30' X 15-20'	1-1/2" Caliper	Sun	fragrant, single white to light pink flowers, dark purple foliage in summer
<i>Prunus serrulata</i> 'Kwanzan'	Flowering Cherry	10-25' X 10-25'	1-1/2" Caliper	Sun	narrow inverted cone shaped habit, large double pink flower clusters
<i>Prunus x yedoensis</i>	Yoshino Flowering Cherry	25-40' X 25-30'	1-1/2" Caliper	Sun	single white to light pink flowers in early spring, fast growing
<i>Pyrus calleryana</i> 'Chanticleer'	Flowering Pear	30-40' X 15-20"	1-1/2" Caliper	Sun	narrow pyramidal habit, showy white flowers in early spring, orange fall color
<i>Stewartia sp.</i>	Stewartia	25-40' X 25-30'	1-1/2" Caliper	Sun/Pt. Shade	single white camelia like flowers in summer, smooth flaking bark in winter
<i>Styrax japonicus</i>	Japanese Snowdrop Tree	15-25' X 10-15'	6-8' ht., multi-stem	Sun/Pt. Shade	fragrant hanging clusters of white flowers, leaves curl upward, in spring
<i>Tilia cordata</i> 'Corzam'	Corinthian Linden	45' X 15'	1-1/2" Caliper	Sun	dense pyramid habit, leaves yellow in fall, fragrant clusters of yellow flowers in summer
<i>Zelkova serrata</i>	Sawleaf Zelkova	50-60' X 50-60'	1-1/2" Caliper	Sun	narrow oval sawtoothed green leaves, yellow to dark red fall color

## EVERGREEN TREES

Botanical Name	Common Name	Ht. X Sp.	Min. Size	Sun/Shade	Special Features
<i>Calocedrus decurrens</i>	Incense Cedar	50-70' X 10-15'	6-8' ht.	Sun	* dense narrow pyramidal habit, reddish brown bark, small duckbill shaped cones
<i>Chamaecyparis obtusa</i> 'Gracilis'	Hinoki False Cypress	20' X 4-10'	4-6' ht.	Sun/Pt. Shade	slender upright habit, yellow foliage, dwarf varieties allowed
<i>Cupressocyparis x leylandii</i>	Leylandi Cypress	15-30' X 8-15'	4-6' ht.	Sun	slender upright pyramidal habit, gray-green foliage, small scaley cones
<i>Picea abies</i>	Norway Spruce	60' X 25'	6-8' ht.	Sun/Pt. Shade	* pyramidal habit, deep green foliage, hardy & wind resistant
<i>Picea pungens</i>	Colorado Blue Spruce	50-75' X 25'	6-8' ht.	Sun/Pt. Shade	* broad pyramidal habit, dark green to blue green foliage
<i>Pinus nigra</i>	Austrian Pine	40-60' X 20-30'	6-8' ht.	Sun	* stout uniform pyramidal habit, 3-6.5" long dark green in 2 needle bundles
<i>Pinus strobus</i>	White Pine	40-60' X 20-30'	6-8' ht.	Sun	symmetrical pyramidal habit, 3-5.5" long blue green in 5 needle bundles
<i>Pinus sylvestris</i> 'Fastigiata'	Scotch Pine	40-60' X 20-30'	6-8' ht.	Sun	dense narrow column habit, 1.5-3" long blue green in 2 needle bundles
<i>Thuja occidentalis</i>	American Arborvitae	20-30' X 10-15'	6-8' ht.	Sun/Pt. Shade	<b>N</b> dense narrow cone habit, dark green color throughout winter
<i>Tsuga canadensis</i>	Canadian Hemlock	40-70' X 25-35'	6-8' ht.	Sun/Pt. Shade	<b>N</b> dense pyramidal habit, branchlets droop, dark green needles

## SHRUBS

Botanical Name	Common Name	Ht. X Sp.	Min. Size	Sun/Shade	Special Features
<i>Aronia melanocarpa</i> 'Autumn Magic'	Black Chokeberry	3-5' X 3-5'	24-30" ht.	Sun/Pt. Shade	deciduous, spreading habit, serrated leaf, edible black fruit, white/pink flower clusters
<i>Berberis thunbergii</i>	Japanese Barberry	4-6' X 4-6'	24-30" ht.	Sun	* deciduous, slender arching spiny branches, color varies based on variety
<i>Berberis t.</i> 'Crimson Pygmy'	Crimson Pygmy Japanese Barberry	1' X 3'	12-18" sp.	Sun	* deciduous, dwarf, deep red color in full sun
<i>Calluna vulgaris</i>	Scotch Heather	1-2' X 2'	12-18" sp.	Sun	evergreen, tiny scalelike green leaves, spikes covered in bell shaped flowers
<i>Chaenomeles sp.</i>	Flowering Quince	2-6' X 2-4'	24-30" ht./sp.	Sun	deciduous, habit varies, vibrant single to double flowers in late winter
<i>Chamaecyparis lawsoniana</i> 'Ellwoodii'	Dwarf Port Orford Cedar	6-8' X 2'	30-36" ht.	Sun	evergreen, dense compact habit, blue green foliage
<i>Cornus stolonifera</i>	Redtwig Dogwood	7-9' X 12'	30-36" ht.	Sun or Shade	<b>N</b> deciduous, open spreading habit, brilliant red fall foliage & winter twigs
<i>Cotinus coggyria</i>	Smoke Tree	12-15' X 12-15'	30-36" ht.	Sun	* deciduous, broad urn habit, round green to purple leaves, flower airy plumes
<i>Cotoneaster acutifolius</i>	Peking Cotoneaster	6-10' X 6-10'	30-36" ht.	Sun	* deciduous, fountain shaped habit, glossy green foliage, black fruit
<i>Cotoneaster parneyi</i>	Parneyi Cotoneaster	6' X 6'	30-36" ht./sp.	Sun/Pt. Shade	* evergreen, arching habit, dark green foliage, white flower clusters, red fruit
<i>Cotoneaster mircophyllus</i>	Rockspray Cotoneaster	2-3' X 15'	12-18" sp.	Sun/Pt. Shade	* evergreen, horizontal habit, tiny dark green leaves, white flowers, red fruit
<i>Daphne x burkwoodii</i>	Burkwood Daphne	3-4' X 3-4'	24-30" ht./sp.	Sun/Lt. Shade	evergreen, erect compact habit, abundant fragrant white to pink flower clusters
<i>Deutzia gracilis</i>	Slender Deutzia	2-4' X 3-4'	18-24" ht./sp.	Sun/Lt. Shade	deciduous, graceful arching habit, green toothed leaves, clusters of white flowers
<i>Erica sp.</i>	Heath	1-2' X 2'	12-18" sp.	Sun/Pt. Shade	evergreen, round habit, small needlelike leaves, abundant small bell flowers
<i>Euonymus alatus</i> 'Compacta'	Winged Euonymus	4-6' X 4-6'	24-30" ht.	Sun	deciduous, round habit, green wing shaped leaves, vibrant red-orange fall color
<i>Euonymus fortunei</i>	Winter Creeper	2-5' X 3-6'	24-30" ht./sp.	Sun/Pt. Shade	evergreen, habit varies, green to purple to yellow to variegated foliage color
<i>Forsythia hybrids</i>	Forsythia	5-9' X 4-8'	24-30" ht.	Sun	deciduous, fountain shaped habit, green foliage, bright yellow flowers along stems
<i>Hydrangea macrophylla</i>	Garden Hydrangea	4-8' X 4-8'	24-30" ht.	Pt. Shade	deciduous, round habit, green toothed foliage, huge flower clusters, color varies
<i>Hydrangea paniculata</i>	Panicle Hydrangea	5-10' X 5-10'	30-36" ht.	Pt. Shade	deciduous, upright spreading habit, oval green leaves, elongated flower clusters
<i>Ilex crenata</i> 'Convexa'	Compact Japanese Holly	4-6' X 4-6'	24-30" ht.	Sun/Pt. Shade	evergreen, dense round to erect habit, small green leaves, black berries
<i>Juniperus scopulorum</i> 'Skyrocket'	Skyrocket Juniper	10-15' X 2-3'	30-36" ht.	Sun/Pt. Shade	* evergreen, narrow columnar habit, blue-gray foliage
<i>Lavendula sp.</i>	Lavender	2' X 2'	12-18" ht.	Sun	* evergreen, round habit, small aromatic gray-green foliage, fragrant flowers
<i>Lonicera pileata</i>	Privet Honeysuckle	2-3' X 8'	18-24" sp.	Sun/Pt. Shade	* evergreen, spreading habit, green foliage, small fragrant white flowers, berries
<i>Paeonia sp.</i>	Peony	2-4' X 2-4'	12-18" ht./sp.	Sun/Pt. Shade	deciduous, arching habit, green divided leaves, amazing single or double flowers
<i>Perovskia atriplicifolia</i> 'Blue Spire'	Russian Sage	2-4' X 2-4'	12-18" ht./sp.	Sun	* evergreen, upright habit, gray-green foliage, tall showy purple flower stems
<i>Philadelphus lewisii</i>	Mock Orange	4-10' X 4-10'	30-36" ht.	Sun/Pt. Shade	deciduous, fountain shaped habit, abundant fragrant white flowers
<i>Picea abies</i> 'Nidiformis'	Bird's Nest Spruce	3-5' X 4-6'	18-24" ht.	Sun	evergreen, low dense habit, gray-blue foliage, needles in star shapes whorl
<i>Pieris japonica</i>	Lily-of-the-Valley Shrub	2-6' X 2-6'	24-30" ht.	Sun/Pt. Shade	evergreen, upright habit, bronze new foliage to green, drooping flower clusters
<i>Pinus mugo mugo</i> 'Pumilio'	Dwarf Mugo Pine	4-8' X 4-8'	18-24" ht./sp.	Sun/Pt. Shade	* evergreen, round compact habit, dark green foliage
<i>Rosa nutkana</i>	Nootka Rose	6' X 4'	24-30" ht.	Sun/Pt. Shade	* deciduous, arching habit, deep pink flowers in spring, showy rose hips follow
<i>Rosa rugosa</i>	Rugosa Rose	3-6' X 3-6'	24-30" ht.	Sun	* deciduous, open habit, single to double flowers in spring-fall, huge red rose hips

**SHRUBS** continued

Botanical Name	Common Name	Ht. X Sp.	Min. Size	Sun/Shade	Special Features
<i>Salvia argentea</i>	Silver Sage	1-2' X 2'	12-18" ht.	Sun	deciduous, upright habit, gray-green foliage, hooded white flowers on stems
<i>Sedum 'Autumn Joy'</i>	Autumn Joy Stonecrop	1-2' X 2'	12-18" ht.	Sun/Pt. Shade	* succulent, upright habit, green foliage, clusters of pink flowers in late summer
<i>Spiraea japonica</i>	Spiraea	2-5' X 2-5'	18-24" ht.	Sun	deciduous, upright habit, toothed foliage, 8" clusters of pink flowers summer-fall
<i>Syringa vulgaris</i>	Common Lilac	8-20' X 6-15'	30-36" ht.	Sun	* deciduous, open upright habit, profuse fragrant conical shaped flower clusters
<i>Viburnum plicatum tomentosum</i>	Doublefile Viburnum	4-6' X 4-6'	24-30" ht.	Sun	deciduous, tiered habit, dull dark green foliage, white snowball flower clusters
<i>Yucca filamentosa</i>	Adam's Needle Yucca	1-7' X 1-4'	12-18" ht./sp.	Sun	* evergreen, stiff round habit, dark green foliage, 3-5' tall white flower clusters

**GROUNDCOVERS**

Botanical Name	Common Name	Ht. X Sp.	Min. Size	Sun/Shade	Special Features
<i>Aegopodium variegatum</i>	Bishop's Weed	6"	1 gal.	Sun/Pt. Shade	* perennial, light green edged white 3 leaflet leaves, fast growing
<i>Archostaphylos uva-ursi</i>	Kinnikinnick	3-6' X 2-3'	1 gal.	Sun/Pt. Shade	* <b>N</b> evergreen, small glossy dark green leaves, white or pink flowers, red fruit
<i>Cerastium tomentosum</i>	Snow-In-Summer	6-8"	1 gal.	Lt. Shade	* perennial, silver gray leaves, small white flowers in summer, fast growing
<i>Galium odoratum</i>	Sweet Woodruff	3"	1 gal.	Shade	* perennial, aromatic green whorl leaves, tiny white flower clusters summer
<i>Helianthemum nummularium</i>	Sunrose	6-8" X 36"	1 gal.	Sun	* evergreen, gray-green leaves, single or double vibrant or light color flowers
<i>Juniperus horizontalis</i>	Creeping Juniper	1' X 8-10'	18-24" sp.	Sun/Pt. Shade	* evergreen, feathery gray-green foliage, fast growing
<i>Mahonia repens</i>	Creeping Mahonia	12" X 36"	1 gal.	Sun/Pt. Shade	* evergreen, spiny edged leaves to divided blue-green leaflets, flower clusters
<i>Sedum spurium</i>	Two-Row Stonecrop	3-6' X 12-24"	1 gal.	Sun	* succulent, dark green or bronze leaves, clusters of pink flowers in summer
<i>Thymus serpyllum</i>	Creeping Thyme	3" X 36"	1 gal.	Lt. Shade	* perennial, round dark green leaves, purple flowers in summer
<i>Thymus pseudolanuginosus</i>	Woolly Thyme	2-3' X 36"	1 gal.	Lt. Shade	* perennial, walkable mat habit, woolly gray leaves, pink flowers in midsummer
<i>Veronica pectinata</i>	Blue Woolly Speedwell	ground hugging	1 gal.	Sun/Pt. Shade	* perennial, small deeply cut gray leaves, profuse deep blue flowers in spring
<i>Vinca minor</i>	Dwarf Periwinkle	4" X 36"	1 gal.	Sun/Pt. Shade	* evergreen, trailing dark green leaves, lavender-blue 5 petal flowers in spring

**ORNAMENTAL GRASSES**

Botanical Name	Common Name	Ht. X Sp.	Min. Size	Sun/Shade	Special Features
<i>Bouteloua curtipendula</i>	Sideoats Grama Grass	1-2' X 2'	1 gal.	Sun	* narrow gray-green leaf clumps, one-sided flowering stems in summer
<i>Bouteloua gracilis</i>	Blue Grama Grass	1-2' X 1'	1 gal.	Sun	* inflorescence of flowers at right angles, red in summer, bleached to white
<i>Calamagrostis x acutiflora</i>	Feather Reed Grass	2-6' X 2-3'	1 gal.	Sun/Pt. Shade	* evergreen, erect clump of narrow green leaves, upright flower stems
<i>Carex morrowii expallida</i>	Variiegated Japanese Sedge	1-2' X 2'	1 gal.	Sun/Pt. Shade	mounding habit, green and white striped drooping leaves
<i>Deschampsia cespitosa</i>	Tufted Hair Grass	1-2' X 2'	1 gal.	Sun/Pt. Shade	narrow dark green leaf clumps, airy inflorescences in late spring to early summer
<i>Festuca glauca</i>	Blue Fescue	1' X 1'	1 gal.	Sun	* dense extremely fine blue-silver leaves, flower spikes in summer
<i>Helictotrichon sempervirens</i>	Blue Oat Grass	2-3' X 2-3'	1 gal.	Sun	* narrow fountain like blue-gray leaf clumps, wispy straw colored flower clusters
<i>Imperata cylindrica</i>	Japanese Blood Grass	1-2' X 1'	1 gal.	Sun/Pt. Shade	upright medium leaf clumps, green at base, red at tip & intensifies in summer-fall
<i>Miscanthus sinensis</i>	Maiden Hair Grass	2-3' X 2-3'	1 gal.	Sun/Pt. Shade	* mounding green leaf clumps, colorful flower plumes in summer-fall
<i>Pennisetum alopecuroides</i>	Fountain Grass	2-3' X 2-3'	1 gal.	Sun/Pt. Shade	* bright green leaf clumps, pinkish to oat colored rabbit tail-like flower plumes
<i>Pennisetum setaceum</i>	Fountain Grass	2-4' X 2-3'	1 gal.	Sun/Pt. Shade	* green leaf clumps, copper-pink to purplish tall flower plumes
<i>Pennisetum setaceum 'Rubrum'</i>	Red Fountain Grass	2-4' X 2-3'	1 gal.	Sun/Pt. Shade	* reddish bronze leaf clumps, copper-pink to purplish tall flower plumes
<i>Stipa tenuifolia</i>	Silky Thread Grass	2' X 1'	1 gal.	Sun	* green leaf clumps, large feather-like straw colored inflorescences
<i>Stipa tenuissima</i>	Mexican Feather Grass	1-2' X 1-2'	1 gal.	Sun/Pt. Shade	* bronze to green leaf clumps, airy feather-like straw colored inflorescences

## 11.G REFINED PLANT LIST continued

### VINES

Botanical Name	Common Name	Ht. X Sp.	Min. Size	Sun/Shade	Special Features
<i>Akebia quinata</i>	Fiveleaf Akebia	15-30'	1 gal.	Sun or Shade	deciduous, deep green leaflets, wine purple clusters of vanilla scented flowers
<i>Campsis radicans</i>	Trumpet Vine	30'	1 gal.	Sun/Pt. Shade	* deciduous, green multiple leaflets, 3" long orange tubular flowers with red lobes
<i>Clematis armandii</i>	Evergreen Clematis	20-35'	1 gal.	Sun	* evergreen, divided glossy green leaves, fragrant white flower clusters
<i>Clematis ligusticifolia</i>	Clematis	20'	1 gal.	Sun	* deciduous, green lobed leaves, multiple flower colors & sizes
<i>Hydrangea anomala petiolaris</i>	Climbing Hydrangea	20-30'	1 gal.	Sun/Pt. Shade	* deciduous, green heart shaped leaves, large white lace-cap flowers
<i>Lonicera japonica</i>	Japanese Honeysuckle	20-30'	1 gal.	Sun/Pt. Shade	* semievergreen, oval deep green leaves, fragrant two-lobed pink-white flowers
<i>Lonicera sempervirens</i>	Trumpet Honeysuckle	10-20'	1 gal.	Sun/Pt. Shade	semievergreen, whorls of orange-yellow to red trumpet shaped flowers in spring
<i>Parthenocissus tricuspidata</i>	Boston Ivy	50'	1 gal.	Sun or Shade	* glossy toothed edged 3-lobed leaves, orange to wine red fall color
<i>Wisteria sinensis</i>	Chinese Wisteria	Varies	1 gal.	Sun or Shade	* green leaves divided into 7-13 leaflets, profuse violet-blue drooping flowers

### ROCK GARDEN PLANTS

Botanical Name	Common Name	Ht. X Sp.	Min. Size	Sun/Shade	Special Features
<i>Achillea millefolium</i>	Common Yarrow	30-36" X 24"	1 gal.	Sun	* perennial, erect habit, narrow green-gray leaves, flat topped white flowers
<i>Aethionema schistosum</i>	Stonecress	5-10" X 12"	1 gal.	Sun	* perennial, erect habit, narrow gray-blue leaves, fragrant soft pink flowers
<i>Anacyclus depressus</i>	Mount Atlas Daisy	3" X 15"	1 gal.	Sun	* perennial, spreading habit, gray fine leaves, daisylike flowers in summer
<i>Armeria maritima</i> 'Compacta'	Common Thrift	6" X 12"	1 gal.	Sun	* perennial, compact habit, thinleaves, pink globe of flower clusters atop stem
<i>Delosperma cooperi</i>	Purple Hardy Ice Plant	3" X 24"	1 gal.	Lt. Shade	* succulent, spreading habit, cylindrical green leaves, purple flowers in summer
<i>Delosperma nubigenum</i>	Yellow Hardy Ice Plant	1" X 36"	1 gal.	Lt. Shade	* succulent, low habit, cylindrical green leaves turn red in fall, yellow flowers
<i>Iberis sempervirens</i>	Evergreen Candytuft	8-18" X 8-18"	1 gal.	Sun/Pt. Shade	* evergreen perennial, glossy dark green leaves, white flower clusters
<i>Linum flavum</i> 'Compactum'	Compact Golden Flax	6" X 6"	1 gal.	Sun	* perennial, erect habit, green leaves, yellow 5 petal flowers in spring-summer
<i>Penstemon rupicola</i>	Rock Penstemon	4" X 18"	1 gal.	Sun/Pt. Shade	* perennial, trailing habit, small round blue-green leaves, bright pink flowers
<i>Phlox subulata</i>	Moss Pink	6" X 18"	1 gal.	Sun/Pt. Shade	* perennial, spreading habit, needlelike evergreen leaves, pink-lavender flowers
<i>Sedum spathifolium</i> 'Cape Blanco'	Cape Blanco Sedum	3" X 12"	1 gal.	Sun/Pt. Shade	* succulent, spreading habit, spoon shaped blue-green leaves tinged red-purple
<i>Sedum</i> 'Vera Jameson'	Vera Jameson Sedum	8-12" X 15"	1 gal.	Sun/Pt. Shade	* succulent, spreading habit, purple stems w/ pinkish purple leaves, pink flowers

### EVERGREEN HEDGE PLANTS

Botanical Name	Common Name	Ht. X Sp.	Min. Size	Sun/Shade	Special Features
<i>Berberis x gladwynensis</i> 'William Penn'	William Penn Barberry	4-5' X 4-5'	24-30" ht.	Sun	broad glossy leaf, fast growth, dense foliage, pretty yellow flowers
<i>Buxus sempervirens</i> 'Suffruticosa'	True Dwarf Common Boxwood	4-5' X 4-5'	24-30" ht.	Sun or Shade	slow growth, small waxy dense form and texture leaf
<i>Daphne x burkwoodii</i>	Burkwood Daphne	3-4' X 3-4'	24-30" ht./sp.	Sun/Lt. Shade	erect compact habit, abundant fragrant white to pink flower clusters
<i>Euonymus fortunei</i>	Winter Creeper	2-5' X 3-6'	24-30" ht./sp.	Sun/Pt. Shade	habit varies, green to purple to yellow to variegated foliage color
<i>Ilex crenata</i> 'Convexa'	Compact Japanese Holly	4-6' X 4-6'	24-30" ht.	Sun/Pt. Shade	dense round to erect habit, small green leaves, black berries
<i>Juniperus x pfitzeriana</i> 'Armstrongii'	Armstrong Juniper	4-5' X 4-5'	24-30" ht.	Sun	upright habit, true green foliage, compact growth
<i>Taxus baccata</i> 'Adpressa'	Dwarf English Yew	4-5' X 6-8'	24-30" ht.	Sun or Shade	dense habit, rich dark green needles, compact growth, red fruit
<i>Thuja occidentalis</i> 'Hetz Midget'	Dwarf Arborvitae	3-4' X 3-4'	24-30" ht.	Sun/Pt. Shade	globe habit, dense green foliage, maintains form
<i>Viburnum hybrids</i> 'Conoy'	Conoy Evergreen Viburnum	4-5' X 4-5'	24-30" ht.	Sun/Pt. Shade	dense habit, dark green foliage with white on underside, fragrant flowers, red berries