





13611 B Street • Omaha, Nebraska 68144-3693 • (402) 334-7770 • FAX (402) 334-9121 • www.midwestlabs.com

Lab #	8648079	Report of Analysis		Report Number: 19-204-4034																																																																																																																																																	
<b>Account:</b> 27791	DOUG BULLOCK CITY OF RICHLAND PO BOX 190 RICHLAND WA 99352			 Robert Ferris Account Manager 402-829-9871 CITY OF RICHLAND COMPOST FA																																																																																																																																																	
<b>Date Sampled:</b>	2019-07-09																																																																																																																																																				
<b>Date Received:</b>	2019-07-10																																																																																																																																																				
<b>Sample ID:</b>	FC ROW 2-14-19																																																																																																																																																				
Total content, lbs per ton (as rec'd)																																																																																																																																																					
<table border="1"> <thead> <tr> <th></th> <th></th> <th>Analysis (as rec'd)</th> <th>Analysis (dry weight)</th> <th></th> </tr> </thead> <tbody> <tr> <td colspan="5"><b>NUTRIENTS</b></td> </tr> <tr> <td colspan="5">Nitrogen</td> </tr> <tr> <td>Total Nitrogen</td> <td>%</td> <td>1.56</td> <td>2.29</td> <td>31.2</td> </tr> <tr> <td>Organic Nitrogen</td> <td>%</td> <td>1.42</td> <td>2.08</td> <td>28.4</td> </tr> <tr> <td>Ammonium Nitrogen</td> <td>%</td> <td>0.102</td> <td>0.150</td> <td>2.0</td> </tr> <tr> <td>Nitrate Nitrogen</td> <td>%</td> <td>0.04</td> <td>0.06</td> <td>0.8</td> </tr> <tr> <td colspan="5">Major and Secondary Nutrients</td> </tr> <tr> <td>Phosphorus</td> <td>%</td> <td>0.42</td> <td>0.62</td> <td>8.4</td> </tr> <tr> <td>Phosphorus as P2O5</td> <td>%</td> <td>0.96</td> <td>1.41</td> <td>19.2</td> </tr> <tr> <td>Potassium</td> <td>%</td> <td>0.86</td> <td>1.26</td> <td>17.2</td> </tr> <tr> <td>Potassium as K2O</td> <td>%</td> <td>1.04</td> <td>1.53</td> <td>20.8</td> </tr> <tr> <td>Sulfur</td> <td>%</td> <td>0.27</td> <td>0.40</td> <td>5.4</td> </tr> <tr> <td>Calcium</td> <td>%</td> <td>1.81</td> <td>2.66</td> <td>36.2</td> </tr> <tr> <td>Magnesium</td> <td>%</td> <td>0.44</td> <td>0.65</td> <td>8.8</td> </tr> <tr> <td>Sodium</td> <td>%</td> <td>0.050</td> <td>0.073</td> <td>1.0</td> </tr> <tr> <td colspan="5">Micronutrients</td> </tr> <tr> <td>Iron</td> <td>ppm</td> <td>10800</td> <td>15850</td> <td>21.6</td> </tr> <tr> <td>Manganese</td> <td>ppm</td> <td>220</td> <td>323</td> <td>0.4</td> </tr> <tr> <td>Boron</td> <td>ppm</td> <td>&lt; 100</td> <td>---</td> <td>---</td> </tr> <tr> <td colspan="5"><b>OTHER PROPERTIES</b></td> </tr> <tr> <td>Moisture</td> <td>%</td> <td colspan="2">31.86</td> <td></td> </tr> <tr> <td>Total Solids</td> <td>%</td> <td>68.14</td> <td></td> <td>1362.8</td> </tr> <tr> <td>Organic Matter</td> <td>%</td> <td>27.40</td> <td>40.21</td> <td>548.0</td> </tr> <tr> <td>Ash</td> <td>%</td> <td>40.30</td> <td>59.14</td> <td>806.0</td> </tr> <tr> <td>Total Carbon</td> <td>%</td> <td>14.10</td> <td>20.69</td> <td></td> </tr> <tr> <td>Chloride</td> <td>%</td> <td>0.21</td> <td>0.31</td> <td></td> </tr> <tr> <td>pH</td> <td></td> <td colspan="2">6.7</td> <td></td> </tr> <tr> <td>Conductivity 1:5 (Soluble Salts)</td> <td>mS/cm</td> <td colspan="2">4.62</td> <td></td> </tr> </tbody> </table>							Analysis (as rec'd)	Analysis (dry weight)		<b>NUTRIENTS</b>					Nitrogen					Total Nitrogen	%	1.56	2.29	31.2	Organic Nitrogen	%	1.42	2.08	28.4	Ammonium Nitrogen	%	0.102	0.150	2.0	Nitrate Nitrogen	%	0.04	0.06	0.8	Major and Secondary Nutrients					Phosphorus	%	0.42	0.62	8.4	Phosphorus as P2O5	%	0.96	1.41	19.2	Potassium	%	0.86	1.26	17.2	Potassium as K2O	%	1.04	1.53	20.8	Sulfur	%	0.27	0.40	5.4	Calcium	%	1.81	2.66	36.2	Magnesium	%	0.44	0.65	8.8	Sodium	%	0.050	0.073	1.0	Micronutrients					Iron	ppm	10800	15850	21.6	Manganese	ppm	220	323	0.4	Boron	ppm	< 100	---	---	<b>OTHER PROPERTIES</b>					Moisture	%	31.86			Total Solids	%	68.14		1362.8	Organic Matter	%	27.40	40.21	548.0	Ash	%	40.30	59.14	806.0	Total Carbon	%	14.10	20.69		Chloride	%	0.21	0.31		pH		6.7			Conductivity 1:5 (Soluble Salts)	mS/cm	4.62		
		Analysis (as rec'd)	Analysis (dry weight)																																																																																																																																																		
<b>NUTRIENTS</b>																																																																																																																																																					
Nitrogen																																																																																																																																																					
Total Nitrogen	%	1.56	2.29	31.2																																																																																																																																																	
Organic Nitrogen	%	1.42	2.08	28.4																																																																																																																																																	
Ammonium Nitrogen	%	0.102	0.150	2.0																																																																																																																																																	
Nitrate Nitrogen	%	0.04	0.06	0.8																																																																																																																																																	
Major and Secondary Nutrients																																																																																																																																																					
Phosphorus	%	0.42	0.62	8.4																																																																																																																																																	
Phosphorus as P2O5	%	0.96	1.41	19.2																																																																																																																																																	
Potassium	%	0.86	1.26	17.2																																																																																																																																																	
Potassium as K2O	%	1.04	1.53	20.8																																																																																																																																																	
Sulfur	%	0.27	0.40	5.4																																																																																																																																																	
Calcium	%	1.81	2.66	36.2																																																																																																																																																	
Magnesium	%	0.44	0.65	8.8																																																																																																																																																	
Sodium	%	0.050	0.073	1.0																																																																																																																																																	
Micronutrients																																																																																																																																																					
Iron	ppm	10800	15850	21.6																																																																																																																																																	
Manganese	ppm	220	323	0.4																																																																																																																																																	
Boron	ppm	< 100	---	---																																																																																																																																																	
<b>OTHER PROPERTIES</b>																																																																																																																																																					
Moisture	%	31.86																																																																																																																																																			
Total Solids	%	68.14		1362.8																																																																																																																																																	
Organic Matter	%	27.40	40.21	548.0																																																																																																																																																	
Ash	%	40.30	59.14	806.0																																																																																																																																																	
Total Carbon	%	14.10	20.69																																																																																																																																																		
Chloride	%	0.21	0.31																																																																																																																																																		
pH		6.7																																																																																																																																																			
Conductivity 1:5 (Soluble Salts)	mS/cm	4.62																																																																																																																																																			

13611 B Street • Omaha, Nebraska 68144-3693 • (402) 334-7770 • FAX (402) 334-9121 • www.midwestlabs.com

Lab #	8648079	<b>Biological &amp; Physical Properties</b>	Report Number: 19-204-4034																																																																																																																																																								
<b>Account:</b> 27791	DOUG BULLOCK CITY OF RICHLAND PO BOX 190 RICHLAND WA 99352		 Robert Ferris Client Service Representative 402-829-9871																																																																																																																																																								
<b>Date Sampled:</b>	2019-07-09		CITY OF RICHLAND COMPOST FA																																																																																																																																																								
<b>Date Received:</b>	2019-07-10																																																																																																																																																										
<b>Sample ID:</b>	FC ROW 2-14-19																																																																																																																																																										
<table style="width: 100%; border-collapse: collapse;"> <thead> <tr> <th style="width: 35%;"></th> <th style="width: 15%;">Analysis (as rec'd)</th> <th style="width: 15%;">Analysis (dry weight)</th> <th style="width: 10%;">Units</th> <th style="width: 10%;">Detection Limit</th> <th style="width: 15%;">Method</th> </tr> </thead> <tbody> <tr> <td colspan="6"><b>Biological Properties</b></td> </tr> <tr> <td>Germination</td> <td>70</td> <td></td> <td>%</td> <td>1</td> <td>TMECC 05.05A</td> </tr> <tr> <td>Germination Vigor</td> <td>94</td> <td></td> <td>%</td> <td>1</td> <td>TMECC 05.05A</td> </tr> <tr> <td>CO<sub>2</sub> OM Evolution</td> <td>0.5</td> <td></td> <td>mgCO<sub>2</sub>-C/gOM/day</td> <td>0.01</td> <td>TMECC 05.08B</td> </tr> <tr> <td>CO<sub>2</sub> Solids Evolution</td> <td>0.63</td> <td></td> <td>mgCO<sub>2</sub>-C/gTS/day</td> <td>0.01</td> <td>TMECC 05.08B</td> </tr> <tr> <td>Fecal Coliform</td> <td></td> <td>&lt; 0.2</td> <td>mpn/g</td> <td>0.2</td> <td>EPA 1681</td> </tr> <tr> <td>Stability Rating</td> <td>Stable</td> <td></td> <td>N/A</td> <td>N/A</td> <td>TMECC 05.08B</td> </tr> <tr> <td colspan="6"><b>Physical Properties</b></td> </tr> <tr> <td>Bulk Density (Loose)</td> <td>960</td> <td></td> <td>lbs/cu yard</td> <td>1</td> <td>WT/VOL</td> </tr> <tr> <td>Bulk Density (Packed)</td> <td>1129</td> <td></td> <td>lbs/cu yard</td> <td>1</td> <td>WT/VOL</td> </tr> <tr> <td>Film Plastics</td> <td>n.d.</td> <td></td> <td>%</td> <td>0.25</td> <td>Microscopic</td> </tr> <tr> <td>Glass Fragments</td> <td>n.d.</td> <td></td> <td>%</td> <td>0.25</td> <td>Microscopic</td> </tr> <tr> <td>Hard Plastics</td> <td>n.d.</td> <td></td> <td>%</td> <td>0.25</td> <td>Microscopic</td> </tr> <tr> <td>Metal Fragment</td> <td>n.d.</td> <td></td> <td>%</td> <td>0.25</td> <td>Microscopic</td> </tr> <tr> <td>Sharps</td> <td>Absent</td> <td></td> <td>---</td> <td>---</td> <td>Microscopic</td> </tr> <tr> <td>Max. Particle Length</td> <td></td> <td>2.0</td> <td>inches</td> <td>N/A</td> <td>TMECC Sieve</td> </tr> <tr> <td>Sieve % Passing 3"</td> <td></td> <td>100</td> <td>%</td> <td>0.01</td> <td>TMECC Sieve</td> </tr> <tr> <td>Sieve % Passing 2"</td> <td></td> <td>100</td> <td>%</td> <td>0.01</td> <td>TMECC Sieve</td> </tr> <tr> <td>Sieve % Passing 1.5"</td> <td></td> <td>100</td> <td>%</td> <td>0.01</td> <td>TMECC Sieve</td> </tr> <tr> <td>Sieve % Passing 1"</td> <td></td> <td>100</td> <td>%</td> <td>0.01</td> <td>TMECC Sieve</td> </tr> <tr> <td>Sieve % Passing 3/4"</td> <td></td> <td>100</td> <td>%</td> <td>0.01</td> <td>TMECC Sieve</td> </tr> <tr> <td>Sieve % Passing 5/8"</td> <td></td> <td>100</td> <td>%</td> <td>0.01</td> <td>TMECC Sieve</td> </tr> <tr> <td>Sieve % Passing 3/8"</td> <td></td> <td>100</td> <td>%</td> <td>0.01</td> <td>TMECC Sieve</td> </tr> <tr> <td>Sieve % Passing 1/4"</td> <td></td> <td>95</td> <td>%</td> <td>0.01</td> <td>TMECC Sieve</td> </tr> </tbody> </table>							Analysis (as rec'd)	Analysis (dry weight)	Units	Detection Limit	Method	<b>Biological Properties</b>						Germination	70		%	1	TMECC 05.05A	Germination Vigor	94		%	1	TMECC 05.05A	CO <sub>2</sub> OM Evolution	0.5		mgCO <sub>2</sub> -C/gOM/day	0.01	TMECC 05.08B	CO <sub>2</sub> Solids Evolution	0.63		mgCO <sub>2</sub> -C/gTS/day	0.01	TMECC 05.08B	Fecal Coliform		< 0.2	mpn/g	0.2	EPA 1681	Stability Rating	Stable		N/A	N/A	TMECC 05.08B	<b>Physical Properties</b>						Bulk Density (Loose)	960		lbs/cu yard	1	WT/VOL	Bulk Density (Packed)	1129		lbs/cu yard	1	WT/VOL	Film Plastics	n.d.		%	0.25	Microscopic	Glass Fragments	n.d.		%	0.25	Microscopic	Hard Plastics	n.d.		%	0.25	Microscopic	Metal Fragment	n.d.		%	0.25	Microscopic	Sharps	Absent		---	---	Microscopic	Max. Particle Length		2.0	inches	N/A	TMECC Sieve	Sieve % Passing 3"		100	%	0.01	TMECC Sieve	Sieve % Passing 2"		100	%	0.01	TMECC Sieve	Sieve % Passing 1.5"		100	%	0.01	TMECC Sieve	Sieve % Passing 1"		100	%	0.01	TMECC Sieve	Sieve % Passing 3/4"		100	%	0.01	TMECC Sieve	Sieve % Passing 5/8"		100	%	0.01	TMECC Sieve	Sieve % Passing 3/8"		100	%	0.01	TMECC Sieve	Sieve % Passing 1/4"		95	%	0.01	TMECC Sieve
	Analysis (as rec'd)	Analysis (dry weight)	Units	Detection Limit	Method																																																																																																																																																						
<b>Biological Properties</b>																																																																																																																																																											
Germination	70		%	1	TMECC 05.05A																																																																																																																																																						
Germination Vigor	94		%	1	TMECC 05.05A																																																																																																																																																						
CO <sub>2</sub> OM Evolution	0.5		mgCO <sub>2</sub> -C/gOM/day	0.01	TMECC 05.08B																																																																																																																																																						
CO <sub>2</sub> Solids Evolution	0.63		mgCO <sub>2</sub> -C/gTS/day	0.01	TMECC 05.08B																																																																																																																																																						
Fecal Coliform		< 0.2	mpn/g	0.2	EPA 1681																																																																																																																																																						
Stability Rating	Stable		N/A	N/A	TMECC 05.08B																																																																																																																																																						
<b>Physical Properties</b>																																																																																																																																																											
Bulk Density (Loose)	960		lbs/cu yard	1	WT/VOL																																																																																																																																																						
Bulk Density (Packed)	1129		lbs/cu yard	1	WT/VOL																																																																																																																																																						
Film Plastics	n.d.		%	0.25	Microscopic																																																																																																																																																						
Glass Fragments	n.d.		%	0.25	Microscopic																																																																																																																																																						
Hard Plastics	n.d.		%	0.25	Microscopic																																																																																																																																																						
Metal Fragment	n.d.		%	0.25	Microscopic																																																																																																																																																						
Sharps	Absent		---	---	Microscopic																																																																																																																																																						
Max. Particle Length		2.0	inches	N/A	TMECC Sieve																																																																																																																																																						
Sieve % Passing 3"		100	%	0.01	TMECC Sieve																																																																																																																																																						
Sieve % Passing 2"		100	%	0.01	TMECC Sieve																																																																																																																																																						
Sieve % Passing 1.5"		100	%	0.01	TMECC Sieve																																																																																																																																																						
Sieve % Passing 1"		100	%	0.01	TMECC Sieve																																																																																																																																																						
Sieve % Passing 3/4"		100	%	0.01	TMECC Sieve																																																																																																																																																						
Sieve % Passing 5/8"		100	%	0.01	TMECC Sieve																																																																																																																																																						
Sieve % Passing 3/8"		100	%	0.01	TMECC Sieve																																																																																																																																																						
Sieve % Passing 1/4"		95	%	0.01	TMECC Sieve																																																																																																																																																						

Compost Results Interpretations

Page 1

Report #:

19-204-4034

DATE RECEIVED:

2019-07-10

Organic Matter %		Greater than 20% indicates a desirable range for compost on a dry weight basis.
27.40	As Received	
40.21	Dry Weight	

Compost is a significant source of Organic Matter, which is an important supplier of carbon. Organic Matter improves soil and plant efficiency by improving soil physical properties, providing a source of energy to beneficial organisms, and enhancing the reservoir of soil nutrients.

C/N Ratio		20-30 indicates an ideal range for the initial compost process. 10-20 indicates an ideal range for a finished compost.
9:1		

All organic matter is made up of substantial amounts of carbon with lesser amounts of nitrogen. The balance of these two elements is called the Carbon/Nitrogen Ratio. For the best performance, the compost pile requires the correct proportion of carbon for energy and nitrogen for protein production. If the C:N ratio is too high (excess carbon) decomposition slows down. If the C:N ratio is too low (excess Nitrogen) the compost pile could be difficult to manage.

Moisture %		<35% = Indicates overly dry compost  >55% = Indicates overly wet compost
31.86		

Moisture Percent is the measure of water present in the compost and expressed as a percentage of total weight. Moisture present affects handling and transport. Overly dry will be light and dusty while overly wet will be heavy and clumpy. A desirable moisture content of finished compost will range between 40 to 50%.

Compost Results Interpretations

Page 2

Report #:

19-204-4034

DATE RECEIVED:

2019-07-10

Conductivity or Soluble Salts measures the conductance of electrical current in a liquid compost slurry. Excessive soluble salt content in a compost can prevent or delay seed germination and proper root growth. Conductivity analysis is done on a 1:5 basis.

Conductivity 1:5	
4.6	
<b>Conductivity Level</b>	<b>Interpretation</b>
Greater than 10	Very High nutrient content. Use for Ag Applications
5 - 10	High nutrient content. Use for Ag Applications
3 - 5	Higher than desirable for salt sensitive plants, some loss of vigor
0.6 - 3	Desirable range for most plants
0.3 - 0.6	Ideal range for greenhouse growth media
0.0 - 0.3	Very Low: Indicates very low nutrient status: plants may show deficiencies.

Compost Results Interpretations  
Page 3

Report #: 19-204-4034  
DATE RECEIVED: 2019-07-10

pH Value  
6.7

0 to 14 scale with 6 to 8 as normal pH levels for compost  
A pH in the 6 to 8 pH range indicates a more mature compost

pH measures the acidity or alkalinity of the compost, and is a measurement of the hydrogen ion activity of a soil or compost on a logarithmic scale. The pH scale ranges from 0 to 14 and 7 indicates a neutral pH. Growing media with a higher pH or pH greater than 7 can benefit from a compost that has a more acidic pH or pH below 7. This type of application will possibly lower the soil pH making the soil more conducive to plants that thrive in a more acidic soil condition.

Nutrient Index (Ag Index)  
>10

The Nutrient Index normally runs between 1 and 10.

The Nutrient Index is obtained by dividing the total nutrients (N,P,K) by the amount of salt (Sodium and Chloride). The higher the Nutrient Index the less chance of having a toxic buildup of Sodium (salt) in the soil.

AG INDEX CHART										
<i>salt injury possible</i>	<i>use on soils with excellent drainage characteristics, good water quality and low salts</i>				<i>you may use on soils with poor drainage, poor water quality, or high salts</i>				<i>for all soils</i>	
1	2	3	4	5	6	7	8	9	10	> 10

Nutrients (N+P205+K20)  
5.22 Average Nutrient Content Dry Weight <2 = Low, >5 = High  
1.5-1-1 Rating As Received

The most commonly used compost data is the amount of Nitrogen, Phosphate, and Potash (abbreviated as N,P,K) present and the information is similar to that found in common fertilizers. If a compost result has the rating 1-2-2 it means that the compost has 1% Nitrogen, 2% Phosphate and 2% Potash. Most compost tests will have a average nutrient level (N+P+K) of < 5%.

**19-204-4034**

REPORT DATE  
**Jul 23, 2019**



**Midwest  
 Laboratories**<sup>®</sup>

ISSUE DATE  
**Jul 23, 2019**

RECEIVED DATE  
**Jul 10, 2019**

13611 B Street • Omaha, Nebraska 68144-3693 • (402) 334-7770  
 www.midwestlabs.com

**CITY OF RICHLAND  
 DOUG BULLOCK  
 PO BOX 190  
 RICHLAND WA 99352**

**REPORT OF ANALYSIS**  
 For: (27791) CITY OF RICHLAND  
 CITY OF RICHLAND COMPOST FACILITY

Analysis **Level Found** **As Received** **Dry Weight** **Units** **Limit** **Method** **Analyst-Date** **Verified-Date**

Sample ID: FC ROW 2-14-19	Lab Number: 8648079	Date Sampled: 2019-07-09					
Cadmium (total)	n.d.	0.55	mg/kg	0.50	EPA 6010	ery3-2019/07/12	th1-2019/07/15
Chromium (total)	15.7	23.0	mg/kg	1.00	EPA 6010	ery3-2019/07/12	th1-2019/07/15
Mercury (total)	0.21	0.31	mg/kg	0.05	EPA 7471	com2-2019/07/15	th1-2019/07/15
Lead (total)	8.2	12.0	mg/kg	5.0	EPA 6010	ery3-2019/07/12	th1-2019/07/15
Molybdenum (total)	4.1	6.0	mg/kg	1.0	EPA 6010	ery3-2019/07/12	th1-2019/07/15
Nickel (total)	13.2	19.3	mg/kg	1.0	EPA 6010	ery3-2019/07/12	th1-2019/07/15
Selenium (total)	n.d.	n.d.	mg/kg	10.0	EPA 6010	ery3-2019/07/12	th1-2019/07/15
Zinc (total)	146.4	214.9	mg/kg	2.0	EPA 6010	ery3-2019/07/12	th1-2019/07/15
Copper (total)	84.5	124	mg/kg	1	EPA 6010	ery3-2019/07/12	th1-2019/07/15
Arsenic (total)	2.74	4.02	mg/kg	0.5	EPA 6020	ras7-2019/07/15	th1-2019/07/15

EPA 1681 holding time of < 24 hours from sampling to laboratory set up of samples for biosolids and compost has been exceeded. Individual states enforce different holding times for compost or biosolids so please contact the regulatory body in your state for their requirements.  
 n.d. = not detected , ppm = parts per million, mg/kg

For questions please contact:

Rob Ferris  
 Account Manager  
 ferris@midwestlabs.com (402)829-9871

The result(s) issued on this report only reflect the analysis of the sample(s) submitted.  
 Our reports and letters are for the exclusive and confidential use of our clients and may not be reproduced in whole or in part, nor may any reference be made to the work, the results, or the company in any advertising, news release, or other public announcements without obtaining our prior written authorization.



**US COMPOSTING COUNCIL**



8648079-079  
 Samples: Page: 1 1/3  
 Lora L. Mills  
 2019 07 10 12:11

**OFFICIAL Seal of Testing Assurance**  
**Compost Sample Chain of Custody Form**

STA Laboratory: Midwest Laboratories Tel: (402) 334-7770  
 Address: 13611 "B" St. FAX: (402) 334-9121  
 Email: \_\_\_\_\_  
 City, State Zip code: Omaha, Nebraska 68144-3693

Client/Reporting Company: City of Richland Tel: (509) 942-7481  
 Contact Name: Steve Brewer FAX: (509) 942-7346  
 Billing Address: P.O. Box 190 Email: SABREWER@CI.  
MS # 27 Richland, WA, US  
 City, State Zip code: Richland, WA 99352

Send Results to: Steve Brewer  
 City, State Zip code: P.O. Box 190 MS#27 Richland, WA 99352

Name or Source of Sample(s): City of Richland Compost Facility  
 Name of Person(s), Sample Collector(s): DOUG BULLOCK

**LABORATORY USE ONLY** Storage Locations  
 Freezer \_\_\_\_\_ Cold Room \_\_\_\_\_ Storage Shelf \_\_\_\_\_

Sample Condition: \_\_\_\_\_  
 Temperature: \_\_\_\_\_ Moisture: \_\_\_\_\_

Sample Type:  POINT  COMPOSITE  STRATIFIED  INTERVAL  
 P.O. Number: \_\_\_\_\_

USCC Member:  YES  NO

**SELECTION OF ANALYSIS.** Refer to <http://www.tmecc.org/cap/methods.html> for details.  
 STA Suite, State DOT Tests (Indicate State); A, B, C - Specify other tests in fields A through C. (e.g., tests required for regulated samples, etc.) NOTE! STA analytical results via the STA Compost Technical Data Sheet and this Chain of Custody form are submitted to STA program management.

A \_\_\_\_\_ B \_\_\_\_\_ C \_\_\_\_\_

Client Sample ID and Special Instructions	1. List Feedstocks		Collection Date/Time	Sample Matrix	Composting Operation Type	Shipping Temperature	Indicate Compost Analysis Requirements (*Identify state)			LAB USE ONLY Job Number & Sample Status
	2. Check all that apply						3. List % by volume. (Optional)			
FC ROW 2-14-19	<input checked="" type="checkbox"/> Green waste	<input type="checkbox"/> Carcass	Date: <u>7-9-19</u>	Compost <input checked="" type="radio"/> Feedstock <input type="radio"/> Mulch <input type="radio"/>	Windrow <input checked="" type="radio"/> Static pile <input type="radio"/> In-Vessel <input type="radio"/>	Ambient <input type="radio"/> Wet Ice <input checked="" type="radio"/> Dry Ice <input type="radio"/>	A	B	C	8648079
	<input type="checkbox"/> Manure	<input type="checkbox"/> Fish Waste	Time: <u>GRAB</u>							
	<input type="checkbox"/> Food	<input type="checkbox"/> Grease, Fats	Initials: <u>DB</u>							
	<input checked="" type="checkbox"/> Biosolids									
	<input type="checkbox"/> MSW									
<input type="checkbox"/> Wood										

INFORM THE STA LABORATORY AND SPECIFY THE REQUIRED LABORATORY TESTS WHEN SUBMITTING REGULATED COMPOST SAMPLES (please use spaces A, B and C provided above).

PLEASE PROVIDE SPECIFIC FEEDSTOCK AND OPERATIONAL DETAIL IN THE SPACE PROVIDED.  
 YOUR VOLUNTEERED INFORMATION PROVIDES USCC STANDARDS AND PRACTICES COMMITTEE WITH CRUTIAL DATA NEEDED TO BETTER UNDERSTAND THE COMPOSTING PROCESS AND COMPOST END USES.

PLEASE NO SALMONELLA

Releasing Signature 1 <u>Doug Bullock</u>	Date <u>7-9-19</u>	Time <u>1400</u>	Receiving Signature 1 <u>AN</u>	Date <u>7/10/19</u>	Time <u>1110</u>
Releasing Signature 2	Date	Time	Receiving Signature 2	Date	Time
Releasing Signature 3	Date	Time	Receiving Signature 3	Date	Time
Releasing Signature 4	Date	Time	Receiving Signature 4	Date	Time








**Sample Acceptance Checklist**

Document Number: RC CHKLIST 001

Revision No.: 4

Effective Date: 1/31/2019

Page 1 of 1

Lab Number:  8648079-079  
 Samples: 1 Page: 3/3  
 Lara L. Mikels  
 2019 07 10 12:11

Thermometer Used:  Therm Fisher IR 12

Cooler Intact:  Yes  No  
 Received on Ice:  Yes  No  
 Hand Delivered:  Yes  No

Sample Temperature (°C): 9.7

Date & Initials of person accepting samples: 9/10/19 AN

						Comments	
Chain of Custody present?	<input checked="" type="checkbox"/>	Yes	<input type="checkbox"/>	No	<input type="checkbox"/>	N/A	
Sample ID(s):	<input checked="" type="checkbox"/>	Yes	<input type="checkbox"/>	No	<input type="checkbox"/>	N/A	
Sample Location(s):	<input checked="" type="checkbox"/>	Yes	<input type="checkbox"/>	No	<input type="checkbox"/>	N/A	
Client contact:	<input checked="" type="checkbox"/>	Yes	<input type="checkbox"/>	No	<input type="checkbox"/>	N/A	
Analysis Requested:	<input checked="" type="checkbox"/>	Yes	<input type="checkbox"/>	No	<input type="checkbox"/>	N/A	
Date & Time of collection:	<input checked="" type="checkbox"/>	Yes	<input type="checkbox"/>	No	<input type="checkbox"/>	N/A	
Sampler name on COC?	<input checked="" type="checkbox"/>	Yes	<input type="checkbox"/>	No	<input type="checkbox"/>	N/A	
Chain of custody relinquished with signature?	<input checked="" type="checkbox"/>	Yes	<input type="checkbox"/>	No	<input type="checkbox"/>	N/A	
Chain of custody complete?	<input checked="" type="checkbox"/>	Yes	<input type="checkbox"/>	No	<input type="checkbox"/>	N/A	
Sample labels match COC?	<input checked="" type="checkbox"/>	Yes	<input type="checkbox"/>	No	<input type="checkbox"/>	N/A	
Written in indelible ink?	<input checked="" type="checkbox"/>	Yes	<input type="checkbox"/>	No	<input type="checkbox"/>	N/A	
Labels indicate proper preservation?	<input type="checkbox"/>	Yes	<input type="checkbox"/>	No	<input checked="" type="checkbox"/>	N/A	
Samples arrived within hold time?	<input checked="" type="checkbox"/>	Yes	<input type="checkbox"/>	No	<input type="checkbox"/>	N/A	
Samples arrived within correct temperature?	<input checked="" type="checkbox"/>	Yes	<input type="checkbox"/>	No	<input type="checkbox"/>	N/A	
Sufficient volume?	<input checked="" type="checkbox"/>	Yes	<input type="checkbox"/>	No	<input type="checkbox"/>	N/A	
Appropriate containers used?	<input checked="" type="checkbox"/>	Yes	<input type="checkbox"/>	No	<input type="checkbox"/>	N/A	
Filtered volume received for dissolved tests?	<input type="checkbox"/>	Yes	<input type="checkbox"/>	No	<input checked="" type="checkbox"/>	N/A	
Headspace in VOA vials?	<input type="checkbox"/>	Yes	<input type="checkbox"/>	No	<input checked="" type="checkbox"/>	N/A	
Trip Blank present?	<input type="checkbox"/>	Yes	<input type="checkbox"/>	No	<input checked="" type="checkbox"/>	N/A	

**Client Notification/Resolution:** \_\_\_\_\_ Date/Time Contacted: \_\_\_\_\_

Person Contacted: \_\_\_\_\_ Contacted By: \_\_\_\_\_

Comments/Resolution: \_\_\_\_\_

\_\_\_\_\_  
 \_\_\_\_\_  
 \_\_\_\_\_  
 \_\_\_\_\_